

Medical Power 15 to 240W by Arch Represented by





**AC-DC
Medical
Power**


**Module
Type**

Watts	Series		I/P Voltage	O/P Voltage	
15 W	Series		AC IN : 90 ~ 264 VAC DC IN : 120 ~ 375 VDC	Single: 3.3, 5, 7.35, 9, 12, 15, 24 Dual: ±5, ±12, ±15 Triple: 5/±12, 5/±15	Economic Power Size: 64.1 x 45.6 x 23.5 mm Isolation: 4000 VAC
					
15 W	Series		AC IN : 90 ~ 264 VAC DC IN : 120 ~ 375 VDC	Single: 3.3, 5, 7.35, 9, 12, 15, 24 Dual: ±5, ±12, ±15 Triple: 5/±12, 5/±15	Economic Power Size: 64.1 x 45.6 x 23.5 mm Isolation: 4000 VAC
					
40 W	Series		AC IN : 90 ~ 264 VAC DC IN : 100 ~ 375 VDC	Single: 3.3, 5, 9, 12, 15, 24 Dual: ±5, ±12, ±15, 5/12, 5/24 Triple: 5/±12, 5/±15	Economic Power Size: 89.0 x 63.5 x 27.0 mm Isolation: 4000 VAC
					
40 W	Series		AC IN : 90 ~ 264 VAC DC IN : 100 ~ 375 VDC	Single: 3.3, 5, 9, 12, 15, 24 Dual: ±5, ±12, ±15, 5/12, 5/24 Triple: 5/±12, 5/±15	Economic Power Size: 89.0 x 63.5 x 27.0 mm Isolation: 4000 VAC
					
100 W	Series		AC IN : 90 ~ 264 VAC DC IN :	Single: 12, 24, 48	High Efficiency Power Size: 109.0 x 58.5 x 34.1 mm Isolation: 4000VAC or 5656VDC
					
150 W	Series		AC IN : 90 ~ 264 VAC DC IN :	Single: 12, 24, 48	High Efficiency Power Size: 109.0 x 58.5 x 34.1 mm Isolation: 4000VAC or 5656VDC
					

Open Frame Type

Watts	Series	I/P Voltage	O/P Voltage	
240 W	Series 	AC IN : 90 ~ 264 VAC DC IN :	Single: 12, 24, 48	High Efficiency Power Size: 103.9 x 52.0 x 26.0 mm Isolation: 4000VAC or 5656VDC
				

Enclosed Type

Watts	Series	I/P Voltage	O/P Voltage	
240 W	Series 	AC IN : 90 ~ 264 VAC DC IN :	Single: 12, 24, 48	High Efficiency Power Size: 109.0 x 62.0 x 48.1 mm Isolation: 4000VAC or 5656VDC
