


# PTxx

## Surface mount PTC thermistor



### Product features

- Highly reliable monolithic structure, ideal for high density SMT installation
- Ideal for overheat sensing applications
- 0603 (1608 metric) and 0805 (2012 metric) surface mount package
- Superior heat resistance
- Excellent thermal response
- Moisture sensitivity level (MSL): 1

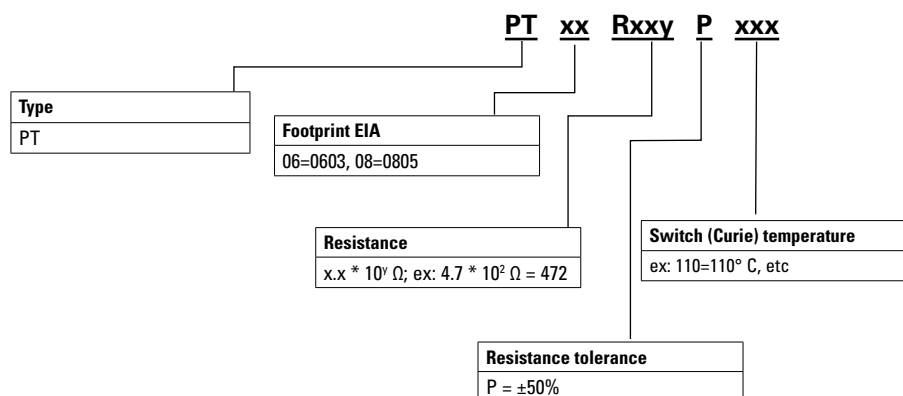
### Applications

- Overheat sensing
- Industrial process control
- Commercial appliances
- Battery, supercapacitor and energy storage systems
- Uninterruptible power supplies
- Consumer appliances
- Medical devices
- Heating, ventilation and air conditioning, refrigeration (HVACR)
- Food service equipment
- IoT

### Environmental compliance and general specifications



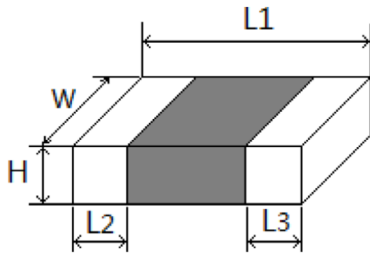
Table 1. Part numbering

**EATON**

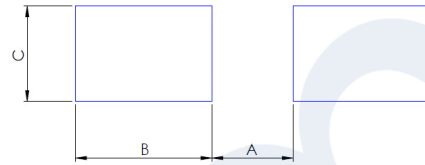
Powering Business Worldwide

**Alcom**  
electronicsSingel 3 | B-2550 Kontich | Belgium | Tel. +32 (0)3 458 30 33 | info@alcom.be | www.alcom.be  
Rivium 1e straat 52 | 2909 LE Capelle aan den IJssel | The Netherlands | Tel. +31 (0)10 288 25 00 | info@alcom.nl | www.alcom.nl

**Mechanical parameters- mm [inches]**



**Recommended PCB layout**

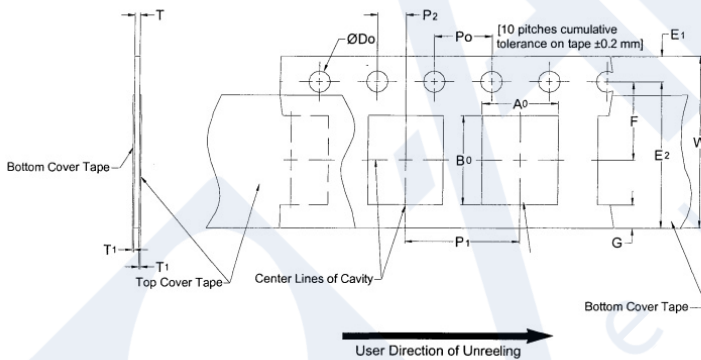


Size	L1	W	H	L2&L3	A	B	C
1608 [0603]	1.6 ± 0.15 [0.063 ± 0.006]	0.8 ± 0.15 [0.031 ± 0.006]	0.8 ± 0.15 [0.031 ± 0.006]	0.35 ± 0.15 [0.014 ± 0.006]	0.60 ~ 0.80	0.60 ~ 0.80	0.60 ~ 0.80
2012 [0805]	2.0 ± 0.20 [0.079 ± 0.008]	1.25 ± 0.15 [0.049 ± 0.006]	0.8 ± 0.15 [0.031 ± 0.006]	0.45 ± 0.2 [0.018 ± 0.008]	1.0 ~ 1.1	0.60 ~ 0.80	1.0 ~ 1.2

**Packaging information- mm**

Supplied in tape and reel on a 7.0" diameter reel (EIA-481 compliant)

Size	Quantity
0603	4K
0805	4K

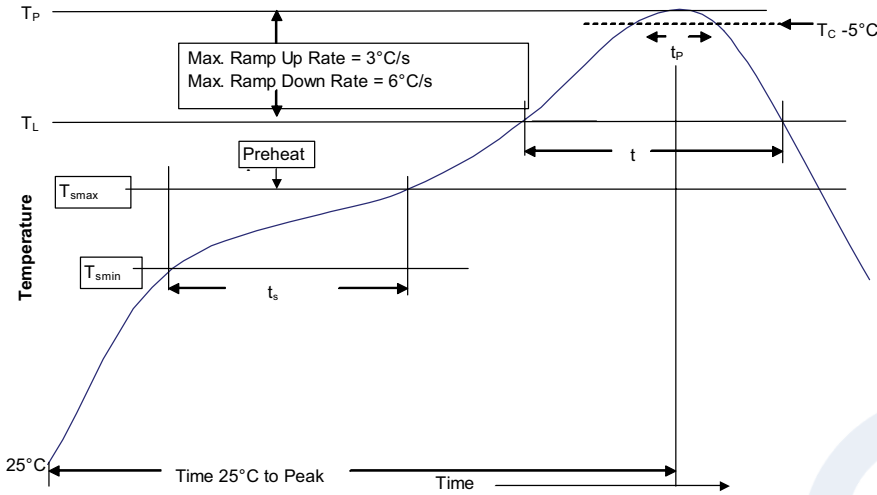


Dimension	0603	0805
E1	1.75±0.1	1.75±0.1
F	3.5±0.05	3.5±0.05
P2	2.0±0.05	2.0±0.05
D0	1.5±0.1	1.5±0.1
P0	4.0±0.1	4.0±0.1
W	8.0±0.3	8.0±0.3
P1	4.0±0.1	4.0±0.1
A0	1.0±0.2	1.4±0.2
B0	1.8±0.2	2.2±0.2
T	1.1max	1.1max

**Electrical specifications**

Part number	Resistance (Ω)	Curie temperature (°C)	Sensing temperature (4.7 kΩ) (°C)	Sensing temperature (47 kΩ) (°C)	Maximum voltage (Vdc)	Operating temperature (°C)
PT06R472P50	470±50%	50	65±5	80±7	32	-20 to +90 °C
PT06R472P60	470±50%	60	75±5	90±7	32	-20 to +100 °C
PT06R472P70	470±50%	70	85±5	100±7	32	-20 to +110 °C
PT06R472P80	470±50%	80	95±5	110±7	32	-20 to +120 °C
PT06R472P90	470±50%	90	105±5	120±7	32	-20 to +130 °C
PT06R472P100	470±50%	100	115±5	130±7	32	-20 to +140 °C
PT06R472P110	470±50%	110	125±5	140±7	32	-20 to +150 °C
PT06R472P120	470±50%	120	135±5	150±7	32	-20 to +160 °C
PT08R472P50	470±50%	50	65±5	80±7	32	-20 to +90 °C
PT08R472P60	470±50%	60	75±5	90±7	32	-20 to +100 °C
PT08R472P70	470±50%	70	85±5	100±7	32	-20 to +110 °C
PT08R472P80	470±50%	80	95±5	110±7	32	-20 to +120 °C
PT08R472P90	470±50%	90	105±5	120±7	32	-20 to +130 °C
PT08R472P100	470±50%	100	115±5	130±7	32	-20 to +140 °C
PT08R472P110	470±50%	110	125±5	140±7	32	-20 to +150 °C
PT08R472P120	470±50%	120	135±5	150±7	32	-20 to +160 °C

### Solder reflow profile



**Table 1 - Standard SnPb solder ( $T_C$ )**

Package thickness	Volume mm <sup>3</sup> <350	Volume mm <sup>3</sup> ≥350
<2.5 mm	235 °C	220 °C
≥2.5 mm	220 °C	220 °C

**Table 2 - Lead (Pb) free solder ( $T_C$ )**

Package thickness	Volume mm <sup>3</sup> <350	Volume mm <sup>3</sup> 350 - 2000	Volume mm <sup>3</sup> >2000
<1.6 mm	260 °C	260 °C	260 °C
1.6 – 2.5 mm	260 °C	250 °C	245 °C
>2.5 mm	250 °C	245 °C	245 °C

### Reference J-STD-020

Profile feature	Standard SnPb solder	Lead (Pb) free solder
Preheat and soak		
• Temperature min. ( $T_{smin}$ )	100 °C	150 °C
• Temperature max. ( $T_{smax}$ )	150 °C	200 °C
• Time ( $T_{smin}$ to $T_{smax}$ ) ( $t_s$ )	60-120 seconds	60-120 seconds
Ramp up rate $T_L$ to $T_p$	3 °C/ second max.	3 °C/ second max.
Liquidous temperature ( $T_L$ ) Time ( $t_L$ ) maintained above $T_L$	183 °C 60-150 seconds	217 °C 60-150 seconds
Peak package body temperature ( $T_p$ )*	Table 1	Table 2
Time ( $t_p$ )* within 5 °C of the specified classification temperature ( $T_C$ )	20 seconds*	30 seconds*
Ramp-down rate ( $T_p$ to $T_L$ )	6 °C/ second max.	6 °C/ second max.
Time 25 °C to peak temperature	6 minutes max.	8 minutes max.

\* Tolerance for peak profile temperature ( $T_p$ ) is defined as a supplier minimum and a user maximum.

### Manual solder

Soldering iron power 30 W max., pre-heating: +150°C/60 sec, soldering tip temperature: +350 °C max for 3 sec max.1 time solder iron max. Generally manual soldering is not recommended.

Life Support Policy: Eaton does not authorize the use of any of its products for use in life support devices or systems without the express written approval of an officer of the Company. Life support systems are devices which support or sustain life, and whose failure to perform, when properly used in accordance with instructions for use provided in the labeling, can be reasonably expected to result in significant injury to the user.

Eaton reserves the right, without notice, to change design or construction of any products and to discontinue or limit distribution of any products. Eaton also reserves the right to change or update, without notice, any technical information contained in this bulletin.

**Eaton**  
Electronics Division  
1000 Eaton Boulevard  
Cleveland, OH 44122  
United States  
Eaton.com/electronics

© 2022 Eaton  
All Rights Reserved  
Printed in USA  
Publication No. ELX1111 BU-ELX21123  
January 2022

Eaton is a registered trademark.

All other trademarks are property of their respective owners.

Follow us on social media to get the latest product and support information.

