



# DIGI CONNECT EZ 16/32

Click-to-connect | Modern, secure serial connectivity that boots in seconds, configures in minutes and runs for years

Most companies are not replacing their equipment — they are updating the way they talk to it. **Digi Connect EZ® 16/32** modernizes operational infrastructure with expanded network connectivity and functionality for today's applications. It is designed to meet the demands of a wide range of critical serial applications including connecting to automation, robotics control, centralized device management, data acquisition and point-of-sale equipment.

Digi Connect EZ is a click-to-connect family of products with 1, 2, 4, 8, 16 or 32 serial ports. Digi Connect EZ 16 and 32 are available with RS-232 or a software-selectable option for RS-32/422/485 communication, as well as LTE and single or dual power options. It takes only a few minutes to configure with intelligent, use case-based options so that you can quickly install without having to modify your equipment or applications.

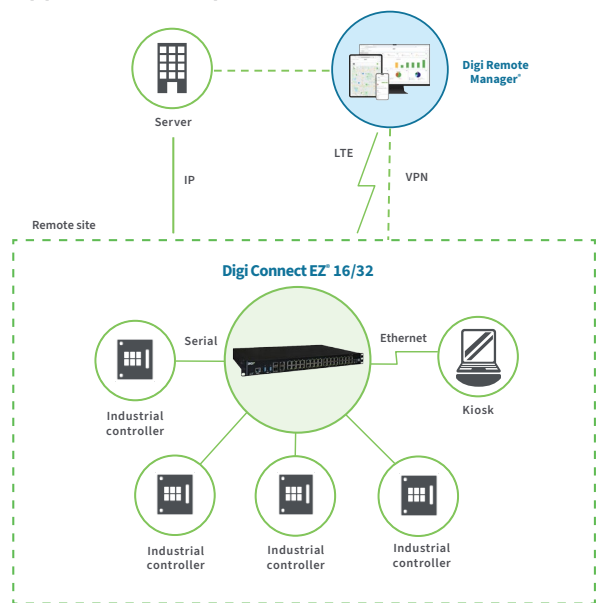
Digi simplifies security requirements for critical infrastructure and distributed systems with enhanced access control, management and configuration capabilities. Digi Connect EZ 16 and 32 include built-in **Digi TrustFence®** to give your security and operations teams peace of mind against evolving security threats with encrypted connections, centralized authentication, VPN support and scalable security updates.

Digi Connect EZ 16 and 32 support the widest range of industry standard and device-specific protocols using serial tunneling, TCP/UDP connections or Digi's patented RealPort® COM port redirector for remote native COM port access. A built-in Python environment enables application development and customization at the device level, including event-based programmability, data conversion and full control of device connections.

## Key features, benefits and applications

- 16 or 32 serial RS-232 or RS-232/422/485 software-selectable ports to connect a wide variety of serial equipment over IP networks
- Dual 10/100/1000 Ethernet with dual SFP+ support, Digi CORE® LTE module support, micro SD for data logging, two USB ports and single or dual power options
- Ideal for applications requiring COM ports, serial tunneling or TCP/UDP sockets
- Optimizes performance for the widest range of industry standard and device-specific protocols
- Built-in **Digi TrustFence®** for device security, secure encrypted connections, ongoing monitoring and support
- Easy setup and mass configuration with **Digi Navigator™** and **Digi Remote Manager®**
- 1-year **LifeCycle Assurance** with 24x7 Expert Support and Digi Remote Manager Premier included

### Application example



## Related Digi devices and software



Digi Connect® EZ 8



Digi Connect EZ 2/4



Digi Connect EZ Mini



Digi RealPort®



Digi Remote Manager®

## Digi LifeCycle Assurance



Digi LifeCycle Assurance provides an enhanced level of service and support on new deployments of Digi AnywhereUSB® Plus, Digi Connect® EZ, and Digi Connect® IT 16/48 to provide security, reliability and speed, as well as ongoing device management.



### Management

Digi Remote Manager®, our network orchestration platform, provides complete visibility and control, with configuration, remote monitoring, automation, security and OTA software update capabilities.



### Device

High-performance, purpose-built Digi devices, with integrated software, designed to meet the requirements of a wide range of enterprise, industrial, medical and transportation use cases.



### Technical Support

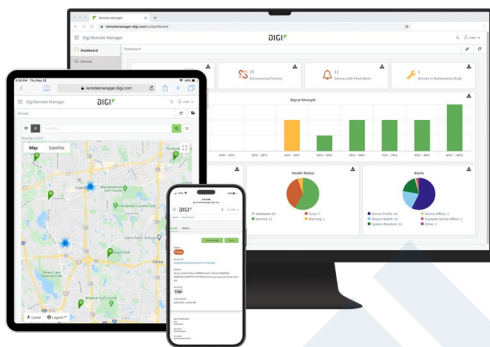
The support plan provides 24 x 7 x 365 tier 1 support with four-hour SLA for device and network troubleshooting to ensure your team can resolve issues quickly.



### Warranty

Enjoy peace of mind with Digi's best-in-class warranty, covering your device for 5 years. Our technology transition support ensures that you can maximize your technology investment and mitigate risks effectively.

## Digi Remote Manager



### Digi RM Capabilities

- Activate, monitor and diagnose your mission-critical devices through a single portal
- Schedule key operations — including firmware updates and file management — on a single device or on a group of devices, keeping your network functionality up-to-date and maintaining compliance standards
- Manage edge devices out-of-band via console terminal access
- Monitor equipment health and connectivity across deployments of any size
- Create detailed reports and enable real-time alerts for specified conditions
- Integrate device data through open APIs to gain deeper insights and control with third-party applications
- Report and alert on performance statistics, including connection history, signal quality, latency, data usage and packet loss

### Digi RM Infrastructure and security

- Hosted in a commercial-grade cloud server environment that meets SOC 1®, SOC 2® and SOC 3® standards
- Superior availability, operating at 99.9% or greater uptime
- Open APIs available to support application development
- Comprehensive security controls in place to protect your data
- Member of the Center for Internet Security® (CIS®)
- Enables compliance with security frameworks like ISO27002, HIPAA, NIST and more
- Earned Skyhigh's CloudTrust™ Program highest rating of Enterprise-Ready

**Digi Remote Manager** (Digi RM) is a proven technology platform that brings networks to the next level, allowing networks — and the people who manage them — to work smarter. Digi RM transforms a multitude of dispersed IoT devices into a dynamic, intelligent network. It's easy to deploy, monitor and diagnose thousands of mission-critical devices from a single point of command on a desktop, tablet or phone. All the while, software-defined security diligently safeguards your entire Digi ecosystem.

[Learn more at \*\*digi.com/digi-remote-manager\*\*.](https://www.digi.com/digi-remote-manager)

## Digi Connect EZ 16/32 Use Cases

Digi Connect EZ 16 and 32 are designed to meet the demands of a wide range of critical serial applications including connecting to automation, robotics control, centralized device management, data acquisition and point-of-sale equipment.

### Utility and energy

- Critical remote equipment management
- Support in harsh environments
- Redundant connectivity and dual power options

### Factory automation

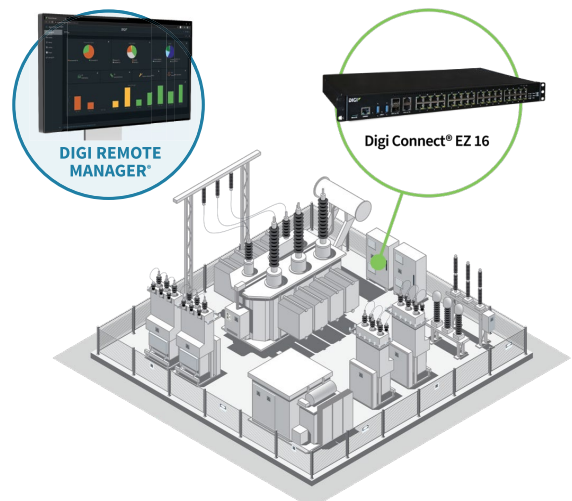
- Process automation
- Reliability for hi-tech robotics and capital systems

### Government and aerospace

- Encrypted data transfer across remote locations
- Secure scalable management around the world
- Data integrity, resiliency and redundant connectivity

### Commercial and logistics

- Pick 'n' pack connectivity



## Digi Navigator



**Digi Navigator** gives users the ability to discover and configure Digi Connect EZ in minutes. The tool is what makes Digi Connect EZ easy. It allows you to spend your time where it matters most by taking away the hassle of finding devices on a network, configuring the IP address, defining serial ports and connected devices, setting up Digi RealPort and managing passwords.

### Digi Navigator Features

- Find and connect to devices on a LAN
- Guide IP address configuration
- Configure Digi Connect EZ for use with Digi RealPort
- Quickly define serial ports and devices associated with ports
- Access the Digi Connect EZ web and command line interface
- Manage passwords easily

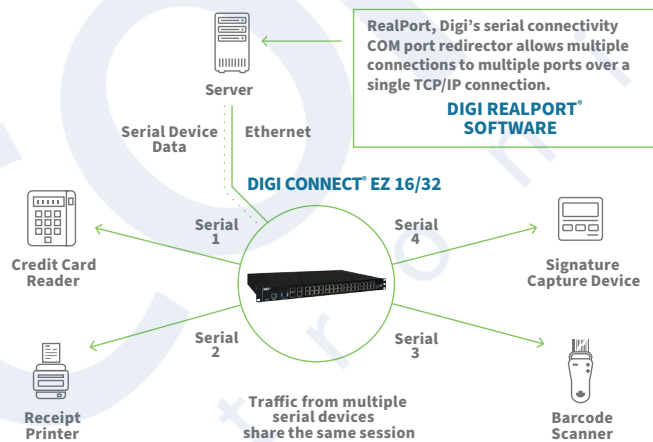
## Digi RealPort

Digi's patented RealPort software provides serial connectivity over IP networks, no matter where the devices reside.

Digi RealPort is unique among COM port redirectors. It is the only implementation that allows multiple connections to multiple ports over a single TCP/IP connection instead of a separate TCP/IP connection for each serial port. This helps manage network traffic and reduce congestion.

Digi RealPort is installed on the application host; whether it be local, remote, physical, virtual or in the cloud. This allows applications to communicate with devices across a network as if the devices were directly attached to the computer, allowing device connectivity from anywhere on your network.

RealPort also provides end-to-end encryption and full hardware flow control, as well as optimizations for packetization, latency and throughput.



## Digi TrustFence

**Digi TrustFence** is a device security framework that simplifies the process of securing connected devices.



### Built-In Security. Delivered.

Designed for mission-critical applications, Digi TrustFence enables users to easily integrate device security, device identity, and data privacy capabilities into product design. Digi TrustFence security for IoT devices is designed to grow and adapt with new and evolving threats.

Learn more at [digi.com/trustfence](http://digi.com/trustfence).

### Digi TrustFence Features

#### Secure Boot

- Programs and code running on the device are validated to be from an approved source or manufacturer.

#### Protected Hardware Ports

- Internal and external I/O ports are hardened and access-controlled to prevent unwanted local intrusion.

#### Authentication

- Provides data authentication and device identity management options and ensures that products are not shipped with default user and password settings.

#### Secure Connections

- These connections utilize the latest encryption protocols for data in motion and over-the-air (OTA) transmissions to ensure the integrity of data flowing across a network.

#### Ongoing Monitoring and Support

- Provides ongoing threat measurement and monitoring services and performs external security audits.

SPECIFICATIONS		DIGI CONNECT EZ 16/32	EZ 16	EZ 16 MEI	EZ 32	EZ 32 MEI
<b>CONNECTIONS</b>						
SFP+	(2) 10 Gb capable SFP+ sockets		✓	✓	✓	✓
ETHERNET	(2) 10/100/1000 Ethernet		✓	✓	✓	✓
SERIAL PORTS (RJ45 10-PIN)	RS-232		16		32	
	RS-232/422/485 capable, software selectable			16		32
RS-232 / EIA-232 SERIAL MODES	Signal support TXD, RXD, RTS, CTS, DTR, DSR, DCD, RI flow control options: XON/OFF, CTS/RTS, RTS-toggle		✓	✓	✓	✓
RS-422 / EIA-422 SERIAL MODES	TX+/-, RX+/-, software termination, pre-delay/post-delay			✓		✓
RS-485 / EIA-485 SERIAL MODES	Data+/Data-, software termination, pre-delay/post-delay			✓		✓
CONSOLE (RJ45 10-PIN)	RS-232 serial console port		✓	✓	✓	✓
USB	(2) USB 3.1 Gen 1 (Type A)		✓	✓	✓	✓
MICRO XSD	SD/SDHC/SDXC socket		✓	✓	✓	✓
<b>CELLULAR (WHEN USED WITH DIGI CORE PLUG-IN LTE MODEM)</b>						
CORE MODULE SUPPORT	Digi CORE module compliant socket (see accessories for modules)		✓	✓	✓	✓
CERTIFICATIONS	Visit <a href="http://digi.com/resources/certifications">digi.com/resources/certifications</a> for latest updates		When used with Digi CORE plug-in LTE modem			
LTE (G4) WITH DIGI CORE® PLUG-IN LTE MODEM 1002-CMG4	LTE Cat 4: B1, B2, B3, B4, B5, B7, B8, B12, B13, B18, B19, B20, B25, B26, B38, B40, B41; 3G: B1, B2, B4, B5, B6, B8, B19 2G EDGE / GPRS: 850 / 900 / 1800 / 1900 MHz					
CONNECTORS	(2) 50 Ω SMA (center pin: female)					
SIM SLOTS	(2) Mini-SIM (2FF)					
SIM SECURITY	Secured in cellular module					
<b>PHYSICAL</b>						
DIMENSIONS (L x W x H)	25.5 cm x 44.5 cm x 4.445 cm (10.4 in x 17.5 in x 1.75 in)					
PACKAGE DIMENSIONS	35.5 cm x 20.4 cm x 6.7 cm (13.98 in x 8.03 in x 2.64 in) Ships with attachable 19" rack ears					
PACKAGE WEIGHT			5.2 kg (11.5 lb)		5.26 kg (11.6 lb)	
STATUS LEDS	System: Power 1, Power 2, Fan 1, Fan 2, Sys Fan, User, WWAN Signal, WWAN Service Per port: Ethernet, Serial, Console, USB					
<b>POWER REQUIREMENTS</b>						
POWER INPUT	AC: Single or dual AC input (C13 connector), use with appropriate National Mains cords DC: Dual DC power with EZ16-AD00, with supplied Phoenix connector					
POWER CONSUMPTION	AC: Single or dual field replaceable, 100 – 240 VAC, ~50 – 60 Hz, 2.4 A max for each power supply DC: Dual field replaceable, 48 VDC, 2.9 A max for each power supply					
REPLACEABLE POWER SUPPLY	Product supports redundant replaceable power supplies					

## SPECIFICATIONS

## DIGI CONNECT EZ 16/32

### ENVIRONMENTAL

OPERATING TEMPERATURE	Standard operating temperature: 0 °C to 50 °C (32 °F to 122 °F)
STORAGE TEMPERATURE	Standard storage temperature: 0 °C to 70 °C (32 °F to 158 °F)
RELATIVE HUMIDITY	5% to 95% (non-condensing)

### APPROVALS\*

SAFETY	IEC 62368-1, IEC 60950-1, CB, EN 62311, UL 62368-1, UL 60950-1
EMISSIONS / IMMUNITY	CE; RED; FCC Part 15, Subpart B; ICES-003; AU/NZS; CISPR 32, CISPR 35

### WARRANTY AND SUPPORT

PRODUCT WARRANTY	5-year for base Connect EZ device, 3-year for Digi CORE plug-in LTE modem
TECHNICAL SUPPORT	1-year <b>LifeCycle Assurance</b> with 24x7 Expert Support included

### SOFTWARE AND MANAGEMENT

REMOTE MANAGEMENT	<b>Digi Remote Manager</b> , SNMP v3 (user installed/managed)
LOCAL MANAGEMENT	<b>Digi Navigator</b> discovery and configuration tool, Web UI (HTTP/HTTPS), CLI (Telnet, SSH)
MANAGEMENT / TROUBLESHOOTING TOOLS	<b>Digi Navigator</b> discovery and configuration tool, FTP client, SCP, protocol analyzer with PCAP for Wireshark, event logging with syslog and SMTP client, NTP/SNTP, Nagios, Intelliflow, iPerf, Dynamic DNS, ping, traceroute
MEMORY	256 MB RAM, 4 GB Flash
AUTHENTICATION	TACACS+, LDAP, Enterprise RADIUS

\*Visit [digi.com/resources/certifications](http://digi.com/resources/certifications) for latest updates.

## ENTERPRISE SOFTWARE

## DESCRIPTION

### CONNECTIVITY CAPABILITIES

NETWORK PROTOCOL SUPPORT	HTTPS, FTP client, TLS v1.2, SCP (client and server), SFTP, SMTP client for use by scripts and the command line, SNMP (v2/v3), SSH, remote management via <b>Digi Remote Manager</b> ; protocol analyzer, ability to capture PCAP for use with Wireshark; DynDNS, Dynamic DNS client compatible with BIND9/No-IP/DynDNS; captive portal, Intelliflow; Nagios, DNS server, NTP server, multicast, mDNS, iPerf
SERIAL AND DATA PROTOCOL SUPPORT	RealPort, socket and autoconnect socket connectivity for TCP and encrypted TCP, SSH, Telnet, UDP, Modbus, Pyserial support via built-in Python interpreter
SECURITY	IP filtering, stateful firewall, custom firewall rules (iptables), address and port translation; TLS 1.2 and above, FIPS 197, OpenVPN client and server; VPN tunnels; authentication: RADIUS, TACACS+; certificates; MAC address filtering; VLAN support
VPN	IPsec with IKEv1, IKEv2, NAT Traversal; OpenVPN client and server; GRE VPN tunnels; cryptology: SHA-1/256/384/512, MD5, RSA; encryption: 3DES and AES up to 256-bit (CBC mode for IPsec); Diffie Hellman: DH groups 1-32 (CURVE448)
ROUTING/FAILOVER	IP pass-through; NAT, NAPT with IP port forwarding; Ethernet bridging; GRE; multicast routing; routing protocols: RIP (v1, v2) OSPF, BGP, IP failover: VRRP; automatic failover; <b>Digi SureLink</b>
OTHER PROTOCOLS	DHCP; dynamic DNS client compatible with No-IP/DynDNS



## Product Photos and Dimensions

### Digi Connect EZ 16



### Digi Connect EZ 16 — front



### Digi Connect EZ 16 — back



### Digi Connect EZ 32



### Digi Connect EZ 32 — front



### Digi Connect EZ32 — back



## PART NUMBERS

## DIGI CONNECT EZ 16

DIGI CONNECT EZ 16	
EZ16-A100	Digi Connect EZ 16 — serial server, 16-port, RS-232
EZ16-A100-EU	Digi Connect EZ 16 — serial server, 16-port, RS-232, EU power cord
EZ16-A100-US	Digi Connect EZ 16 — serial server, 16-port, RS-232, US power cord
DIGI CONNECT EZ 16 CELLULAR	
EZ16-A1G4	Digi Connect EZ 16 cellular — serial server, 16-port, RS-232, CMG4
EZ16-A1G4-EU	Digi Connect EZ 16 cellular — serial server, 16-port, RS-232, CMG4, EU power cord
EZ16-A1G4-US	Digi Connect EZ 16 cellular — serial server, 16-port, RS-232, CMG4, US power cord
DIGI CONNECT EZ 16 DUAL POWER	
EZ16-A200	Digi Connect EZ 16 dual power — serial server, 16-port, RS-232, dual AC power
EZ16-A200-EU	Digi Connect EZ 16 dual power — serial server, 16-port, RS-232, dual AC power, EU power cords
EZ16-A200-US	Digi Connect EZ 16 dual power — serial server, 16-port, RS-232, dual AC power, US power cords
DIGI CONNECT EZ 16 DUAL DC POWER	
EZ16-AD00	Digi Connect EZ 16 dual DC power — serial server, 16-port, RS-232, dual DC power
DIGI CONNECT EZ 16 MEI	
EZ16-C100	Digi Connect EZ 16 MEI — serial server, 16-port, RS-232/422/485
EZ16-C100-EU	Digi Connect EZ 16 MEI — serial server, 16-port, RS-232/422/485, EU power cord
EZ16-C100-US	Digi Connect EZ 16 MEI — serial server, 16-port, RS-232/422/485, EU power cord
DIGI CONNECT EZ 16 MEI CELLULAR	
EZ16-C1G4	Digi Connect EZ 16 MEI cellular — serial server, 16-port, RS-232/422/485, CMG4
EZ16-C1G4-EU	Digi Connect EZ 16 MEI cellular — serial server, 16-port, RS-232/422/485, CMG4, EU power cord
EZ16-C1G4-US	Digi Connect EZ 16 MEI cellular — serial server, 16-port, RS-232/422/485, CMG4, US power cord
DIGI CONNECT EZ 16 MEI DUAL POWER	
EZ16-C200	Digi Connect EZ 16 MEI dual power — serial server, 16-port, RS-232/422/485, dual AC power
EZ16-C200-EU	Digi Connect EZ 16 MEI dual power — serial server, 16-port, RS-232/422/485, dual AC power, EU power cords
EZ16-C200-US	Digi Connect EZ 16 MEI dual power — serial server, 16-port, RS-232/422/485, dual AC power, EU power cords
DIGI CONNECT EZ 16 MEI CELLULAR DUAL POWER	
EZ16-C2G4	Digi Connect EZ 16 MEI cellular dual power — serial server, 16-port, RS-232/422/485, CMG4, dual AC power
EZ16-C2G4-EU	Digi Connect EZ 16 MEI cellular dual power — serial server, 16-port, RS-232/422/485, CMG4, dual AC power, EU power cords
EZ16-C2G4-US	Digi Connect EZ 16 MEI cellular dual power — serial server, 16-port, RS-232/422/485, CMG4, dual AC power, US power cords

DIGI CONNECT EZ 32	
EZ32-A100	Digi Connect EZ 32 — serial server, 32-port, RS-232
EZ32-A100-EU	Digi Connect EZ 32 — serial server, 32-port, RS-232, EU power cord
EZ32-A100-US	Digi Connect EZ 32 — serial server, 32-port, RS-232, US power cord
DIGI CONNECT EZ 32 CELLULAR	
EZ32-A1G4	Digi Connect EZ 32 cellular — serial server, 32-port, RS-232, CMG4
EZ32-A1G4-EU	Digi Connect EZ 32 cellular — serial server, 32-port, RS-232, CMG4, EU power cord
EZ32-A1G4-US	Digi Connect EZ 32 cellular — serial server, 32-port, RS-232, CMG4, US power cord
DIGI CONNECT EZ 32 DUAL POWER	
EZ32-A200	Digi Connect EZ 32 dual power — serial server, 32-port, RS-232, dual AC power
EZ32-A200-EU	Digi Connect EZ 32 dual power — serial server, 32-port, RS-232, dual AC power, EU power cords
EZ32-A200-US	Digi Connect EZ 32 dual power — serial server, 32-port, RS-232, dual AC power, US power cords
DIGI CONNECT EZ 32 MEI	
EZ32-C100	Digi Connect EZ 32 MEI — serial server, 32-port, RS-232/422/485
EZ32-C100-EU	Digi Connect EZ 32 MEI — serial server, 32-port, RS-232/422/485, EU power cord
EZ32-C100-US	Digi Connect EZ 32 MEI — serial server, 32-port, RS-232/422/485, US power cord
DIGI CONNECT EZ 32 MEI CELLULAR	
EZ32-C1G4	Digi Connect EZ 32 MEI cellular — serial server, 32-port, RS-232/422/485, CMG4
EZ32-C1G4-EU	Digi Connect EZ 32 MEI cellular — serial server, 32-port, RS-232/422/485, CMG4, EU power cord
EZ32-C1G4-US	Digi Connect EZ 32 MEI cellular — serial server, 32-port, RS-232/422/485, CMG4, US power cord
DIGI CONNECT EZ 32 MEI DUAL POWER	
EZ32-C200	Digi Connect EZ 32 MEI dual power — serial server, 32-port, RS-232/422/485, dual AC power
EZ32-C200-EU	Digi Connect EZ 32 MEI dual power — serial server, 32-port, RS-232/422/485, dual AC power, EU power cords
EZ32-C200-US	Digi Connect EZ 32 MEI dual power — serial server, 32-port, RS-232/422/485, dual AC power, US power cords
DIGI CONNECT EZ 32 MEI CELLULAR DUAL POWER	
EZ32-C2G4	Digi Connect EZ 32 MEI cellular dual power — serial server, 32-port, RS-232/422/485, CMG4, dual AC power
EZ32-C2G4-EU	Digi Connect EZ 32 MEI cellular dual power — serial server, 32-port, RS-232/422/485, CMG4, dual AC power, EU power cords
EZ32-C2G4-US	Digi Connect EZ 32 MEI cellular dual power — serial server, 32-port, RS-232/422/485, CMG4, dual AC power, US power cords



## PART NUMBERS

## ACCESSORIES

1002-CMG4-GLB	Digi CORE plug-in LTE modem — global LTE Cat 4, 3G/2G fallback
76000926	Cellular antenna — 3G/4G, multiband 699 –2690 MHz, swivel
76002118	Cellular antenna — dipole, 4G, magnetic mount, 1 meter cable
EZPS-AC	Second, spare or replacement power supply for Digi Connect EZ 16 or Digi Connect EZ 32

## PART NUMBERS

## SERIAL CABLES AND ADAPTERS

76000697	DB-9F console adapter, quantity 4
76000698	DB-25M console adapter, quantity 4
76000699	DB-25F console adapter, quantity 4
76000700	DB-25M modem adapter, quantity 4
76000701	DB-9M modem adapter, quantity 4
76000195	RJ-45 to DB-25 male straight, 4 feet
76000199	RJ-45 to DB-25 female straight, 4 feet
76000201	RJ-45 to DB-9 female straight, 4 feet
76000238	RJ-45 to DB-25 male crossover, 4 feet
76000240	RJ-45 to DB-9 male straight, 4 feet
76000264	RJ-45 to DB-9 male crossover, 4 feet
76000631	RJ-45 to RJ-45 for Sun Netra/Cisco, 6 feet
76000645	RJ-45 to DB-9 female crossover, 4 feet
76000723	Connects screw terminal EIA 422/485 devices to Digi MEI products that have 10-pin RJ-45 connectors

## PART NUMBERS

## DIGI REMOTE MANAGER

DIGI-RM-IM-PRM-1YR	Digi Remote Manager Premier — 1-year subscription
DIGI-RM-IM-PRM-3YR	Digi Remote Manager Premier — 3-year subscription
DIGI-RM-IM-PRM-5YR	Digi Remote Manager Premier — 5-year subscription

## PART NUMBERS

## EXPERT SUPPORT

DG-EXPE-24	Expert 24x7 Support for end users
------------	-----------------------------------



1-year **LifeCycle Assurance** with 24x7 Expert Support and Digi Remote Manager Premier included with Digi Connect EZ 16 and 32 models.

For more information, please visit [digi.com](https://digi.com).



For more information about Digi Connect EZ 16/32, visit [digi.com/connect-ez-16-32](https://digi.com/connect-ez-16-32).

877-912-3444 | 952-912-3444

