

PRODUCTS SELECTION GUIDE :





Shanghai Chipanalog Microelectronics Co., Ltd

Shanghai Chipanalog Microelectronics Co., Ltd. is a high-tech company focusing on R&D, design and sales of high-end analog chips. The product portfolio involves isolation and interface, driver and power, high-performance analog. Currently, these products have been widely used in industrial control, power energy, communication and computing, automotive and other fields.

Founded in Shanghai, China in 2016, Chipanalog has developed so rapidly. Up to now, we have cooperated with more than 3000 customers coming from various countries around the world and encompassing well-known enterprises in various fields.

**SEMICONDUCTORS
SUPPLIER**





ISO26262 Certification



CERTIFICATIONS AND STANDARDS


CNAS Laboratory Accreditation Certification



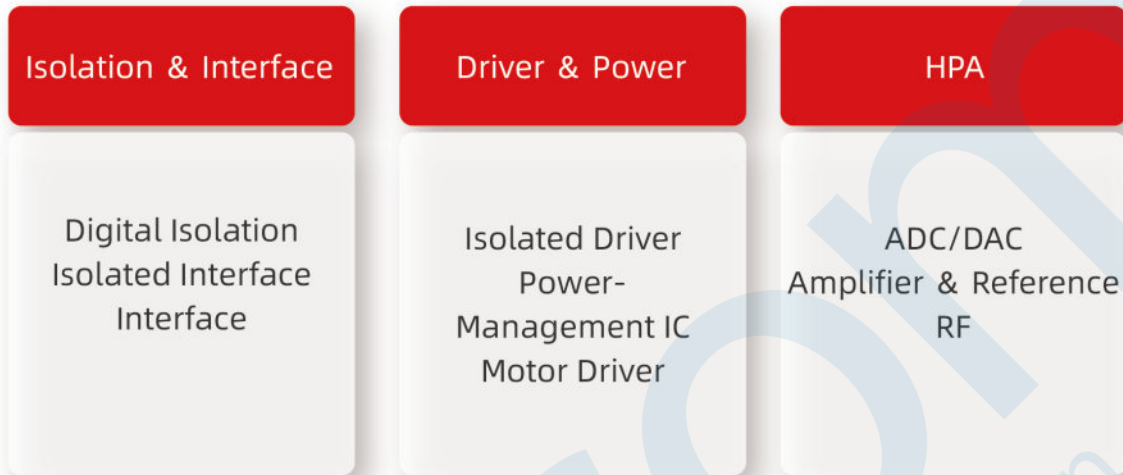
Iso-relevant Certification



Auto-relevant Certification



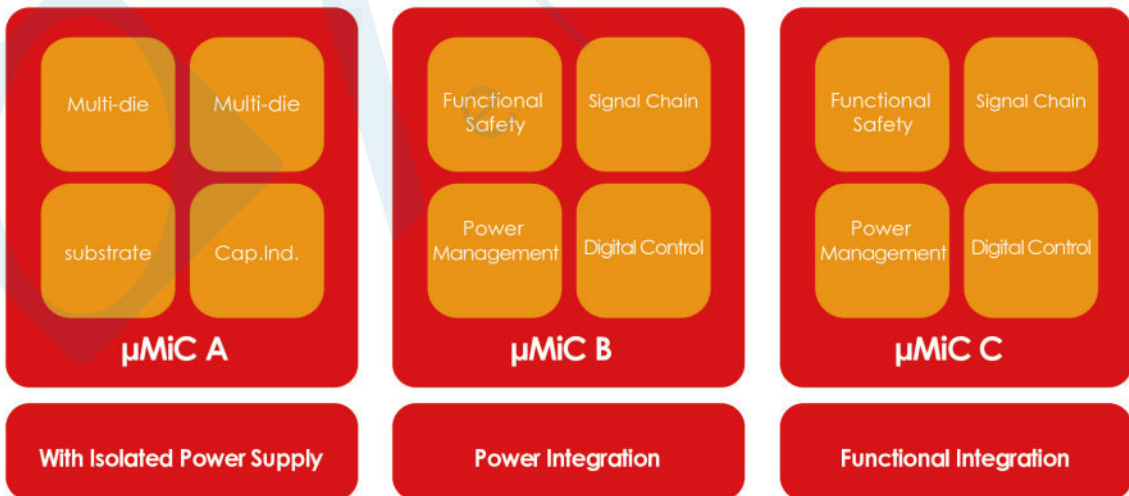
Product Matrix



μMiC (micro-Module in Chip) Products

μMiC Products

μMiC is a series of Chipanalog micro-module in chip products. These featured products integrate high-performance IC design, advanced packaging technologies and system level integration within a single module, offer a complete system-level solution for the end customers. Our μMiC@ technology is committed to providing differentiated design and helping customer dramatically reduce system design complexity, size and total cost. Also, high integration simplifies the components supply-chain and ensures the safety of the supply chain.





ISOLATION & INTERFACE

CHIPANALOG

Digital Isolation

Chipanalog Products Selection_Digital Isolators with Iso-Power (μMiC)

CHIPANALOG

Part number	With iso-power	Number of channels	Number of reversed channels	Isolation rating (Vrms)	CMTI (kV/μs)	Surge rating (kVpk)	ESD rating HBM(V)	Data rate (bps)	Operating voltage range (V)	Operating current per channel @ 1Mbps(mA,typ)	Default output	Temperature range (°C)	Package
CA-IS3620LW	Yes	2	0	5000	150	10	6000	DC-100M	3-5.5	1.5	Low	-40~125	SOIC16-WB(W)
CA-IS3621LW	Yes	2	1	5000	150	10	6000	DC-100M	3-5.5	1.5	Low	-40~125	SOIC16-WB(W)
CA-IS3621LVW	Yes	2	1	5000	150	10	6000	DC-100M	3-5.5	1.5	Low	-40~125	SOIC16-WB(W)
CA-IS3640HW	Yes	4	0	5000	150	10	6000	DC-100M	3-5.5	1.5	High	-40~125	SOIC16-WB(W)
CA-IS3641HW	Yes	4	1	5000	150	10	6000	DC-100M	3-5.5	1.5	High	-40~125	SOIC16-WB(W)
CA-IS3642HW	Yes	4	2	5000	150	10	6000	DC-100M	3-5.5	1.5	High	-40~125	SOIC16-WB(W)
CA-IS3643HW	Yes	4	3	5000	150	10	6000	DC-100M	3-5.5	1.5	High	-40~125	SOIC16-WB(W)
CA-IS3644HW	Yes	4	4	5000	150	10	6000	DC-100M	3-5.5	1.5	High	-40~125	SOIC16-WB(W)
CA-IS3640LW	Yes	4	0	5000	150	10	6000	DC-100M	3-5.5	1.5	Low	-40~125	SOIC16-WB(W)
CA-IS3641LW	Yes	4	1	5000	150	10	6000	DC-100M	3-5.5	1.5	Low	-40~125	SOIC16-WB(W)
CA-IS3642LW	Yes	4	2	5000	150	10	6000	DC-100M	3-5.5	1.5	Low	-40~125	SOIC16-WB(W)
CA-IS3643LW	Yes	4	3	5000	150	10	6000	DC-100M	3-5.5	1.5	Low	-40~125	SOIC16-WB(W)
CA-IS-3644LW	Yes	4	4	5000	150	10	6000	DC-100M	3-5.5	1.5	Low	-40~125	SOIC16-WB(W)
CA-IS3640HVW	Yes	4	0	5000	150	10	6000	DC-100M	3-5.5	1.5	High	-40~125	SOIC16-WB(W)
CA-IS3641HVW	Yes	4	1	5000	150	10	6000	DC-100M	3-5.5	1.5	High	-40~125	SOIC16-WB(W)
CA-IS3642HVW	Yes	4	2	5000	150	10	6000	DC-100M	3-5.5	1.5	High	-40~125	SOIC16-WB(W)
CA-IS3643HVW	Yes	4	3	5000	150	10	6000	DC-100M	3-5.5	1.5	High	-40~125	SOIC16-WB(W)
CA-IS3644HVW	Yes	4	4	5000	150	10	6000	DC-100M	3-5.5	1.5	High	-40~125	SOIC16-WB(W)
CA-IS3640LVW	Yes	4	0	5000	150	10	6000	DC-100M	3-5.5	1.5	Low	-40~125	SOIC16-WB(W)
CA-IS3641LVW	Yes	4	1	5000	150	10	6000	DC-100M	3-5.5	1.5	Low	-40~125	SOIC16-WB(W)
CA-IS3642LVW	Yes	4	2	5000	150	10	6000	DC-100M	3-5.5	1.5	Low	-40~125	SOIC16-WB(W)
CA-IS3643LVW	Yes	4	3	5000	150	10	6000	DC-100M	3-5.5	1.5	Low	-40~125	SOIC16-WB(W)
CA-IS3644LVW	Yes	4	4	5000	150	10	6000	DC-100M	3-5.5	1.5	Low	-40~125	SOIC16-WB(W)

Chipanalog Products Selection_Ultra-small Digital Isolators with Iso-power (μMiC)

CHIPANALOG

Part number	With iso-power	Number of channels	Number of reversed channels	Isolation rating (Vrms)	CMTI (kV/μs)	Surge rating (kVpk)	ESD rating HBM(kV)	Data rate (bps)	Operating Voltage Range (V)	Operating current per channel @ 1Mbps(mA,typ)	Default output	Temperature range (°C)	Package
CA-IS2631HA	Yes	3	1	2500	50	8	4	DC-50M	3-5.5	1.5	High/Low	-40~125	LGA

Chipanalog Products Selection_Standard Digital Isolators

CHIPANALOG

Part number	Number of channels	Number of reversed channels	Isolation rating (Vrms)	CMTI (kV/μs)	Surge rating (kVpk)	ESD rating HBM(V)	Data rate (bps)	Operating voltage range (V)	Operating current per channel @ 1Mbps(mA,typ)	Default output	Temperature range (°C)	Package
Dual Channel Standard Digital Isolators												
CA-IS3720HS	2	0	3750	150	8	6000	DC-150M	2.5-5.5	1.5	High	-40~125	SOIC8(S)
CA-IS3721HS	2	1	3750	150	8	6000	DC-150M	2.5-5.5	1.5	High	-40~125	SOIC8(S)
CA-IS3722HS	2	1	3750	150	8	6000	DC-150M	2.5-5.5	1.5	High	-40~125	SOIC8(S)
CA-IS3720LS	2	0	3750	150	8	6000	DC-150M	2.5-5.5	1.5	Low	-40~125	SOIC8(S)
CA-IS3721LS	2	1	3750	150	8	6000	DC-150M	2.5-5.5	1.5	Low	-40~125	SOIC8(S)
CA-IS3722LS	2	1	3750	150	8	6000	DC-150M	2.5-5.5	1.5	Low	-40~125	SOIC8(S)
CA-IS3720HG	2	0	5000	150	10	6000	DC-150M	2.5-5.5	1.5	High	-40~125	SOIC8-WB(G)
CA-IS3721HG	2	1	5000	150	10	6000	DC-150M	2.5-5.5	1.5	High	-40~125	SOIC8-WB(G)

Part number	Number of channels	Number of reversed channels	Isolation rating (Vrms)	CMTI (kV/ μ S)	Surge rating (kVpk)	ESD rating HBM(V)	Data rate (bps)	Operating voltage range (V)	Operating current per channel @ 1Mbps(mA,typ)	Default output	Temperature range (°C)	Package
CA-IS3722HG	2	1	5000	150	10	6000	DC-150M	2.5-5.5	1.5	High	-40~125	SOIC8-WB(G)
CA-IS3720LG	2	0	5000	150	10	6000	DC-150M	2.5-5.5	1.5	Low	-40~125	SOIC8-WB(G)
CA-IS3721LG	2	1	5000	150	10	6000	DC-150M	2.5-5.5	1.5	Low	-40~125	SOIC8-WB(G)
CA-IS3722LG	2	1	5000	150	10	6000	DC-150M	2.5-5.5	1.5	Low	-40~125	SOIC8-WB(G)
CA-IS3720HW	2	0	5000	150	10	6000	DC-150M	2.5-5.5	1.5	High	-40~125	SOIC16-WB(W)
CA-IS3721HW	2	1	5000	150	10	6000	DC-150M	2.5-5.5	1.5	High	-40~125	SOIC16-WB(W)
CA-IS3722HW	2	1	5000	150	10	6000	DC-150M	2.5-5.5	1.5	High	-40~125	SOIC16-WB(W)
CA-IS3720LW	2	0	5000	150	10	6000	DC-150M	2.5-5.5	1.5	Low	-40~125	SOIC16-WB(W)
CA-IS3721LW	2	1	5000	150	10	6000	DC-150M	2.5-5.5	1.5	Low	-40~125	SOIC16-WB(W)
CA-IS3722LW	2	1	5000	150	10	6000	DC-150M	2.5-5.5	1.5	Low	-40~125	SOIC16-WB(W)
Triple Channel Standard Digital Isolators												
CA-IS3730HN	3	0	3750	150	8	6000	DC-150M	2.5-5.5	1.5	High	-40~125	SOIC16-NB(N)
CA-IS3731HN	3	1	3750	150	8	6000	DC-150M	2.5-5.5	1.5	High	-40~125	SOIC16-NB(N)
CA-IS3730LN	3	0	3750	150	8	6000	DC-150M	2.5-5.5	1.5	Low	-40~125	SOIC16-NB(N)
CA-IS3731LN	3	1	3750	150	8	6000	DC-150M	2.5-5.5	1.5	Low	-40~125	SOIC16-NB(N)
CA-IS3730HW	3	0	5000	150	10	6000	DC-150M	2.5-5.5	1.5	High	-40~125	SOIC16-WB(W)
CA-IS3731HW	3	1	5000	150	10	6000	DC-150M	2.5-5.5	1.5	High	-40~125	SOIC16-WB(W)
CA-IS3730LW	3	0	5000	150	10	6000	DC-150M	2.5-5.5	1.5	Low	-40~125	SOIC16-WB(W)
CA-IS3731LW	3	1	5000	150	10	6000	DC-150M	2.5-5.5	1.5	Low	-40~125	SOIC16-WB(W)
CA-IS3731HB	3	1	3750	150	8	6000	DC-150M	2.5-5.5	1.5	High	-40~125	SSOP16(B)
CA-IS3731LB	3	1	3750	150	8	6000	DC-150M	2.5-5.5	1.5	Low	-40~125	SSOP16(B)
Quad Channel Standard Digital Isolators												
CA-IS3740HN	4	0	3750	150	8	6000	DC-150M	2.5-5.5	1.5	High	-40~125	SOIC16-NB(N)
CA-IS3741HN	4	1	3750	150	8	6000	DC-150M	2.5-5.5	1.5	High	-40~125	SOIC16-NB(N)
CA-IS3742HN	4	2	3750	150	8	6000	DC-150M	2.5-5.5	1.5	High	-40~125	SOIC16-NB(N)
CA-IS3740LN	4	0	3750	150	8	6000	DC-150M	2.5-5.5	1.5	Low	-40~125	SOIC16-NB(N)
CA-IS3740VLN	4	0	3750	150	8	6000	DC-150M	1.7~5.5	1.5	Low	-40~125	SOIC16-NB(N)
CA-IS3741LN	4	1	3750	150	8	6000	DC-150M	2.5-5.5	1.5	Low	-40~125	SOIC16-NB(N)
CA-IS3742LN	4	2	3750	150	8	6000	DC-150M	2.5-5.5	1.5	Low	-40~125	SOIC16-NB(N)
CA-IS3740HW	4	0	5000	150	10	6000	DC-150M	2.5-5.5	1.5	High	-40~125	SOIC16-WB(W)
CA-IS3741HW	4	1	5000	150	10	6000	DC-150M	2.5-5.5	1.5	High	-40~125	SOIC16-WB(W)
CA-IS3742HW	4	2	5000	150	10	6000	DC-150M	2.5-5.5	1.5	High	-40~125	SOIC16-WB(W)
CA-IS3740LW	4	0	5000	150	10	6000	DC-150M	2.5-5.5	1.5	Low	-40~125	SOIC16-WB(W)
CA-IS3741LW	4	1	5000	150	10	6000	DC-150M	2.5-5.5	1.5	Low	-40~125	SOIC16-WB(W)
CA-IS3742LW	4	2	5000	150	10	6000	DC-150M	2.5-5.5	1.5	Low	-40~125	SOIC16-WB(W)
CA-IS3740HB	4	0	3750	150	8	6000	DC-150M	2.5-5.5	1.5	High	-40~125	SSOP16(B)
CA-IS3741HB	4	1	3750	150	8	6000	DC-150M	2.5-5.5	1.5	High	-40~125	SSOP16(B)
CA-IS3742HB	4	2	3750	150	8	6000	DC-150M	2.5-5.5	1.5	High	-40~125	SSOP16(B)
CA-IS3740LB	4	0	3750	150	8	6000	DC-150M	2.5-5.5	1.5	Low	-40~125	SSOP16(B)
CA-IS3741LB	4	1	3750	150	8	6000	DC-150M	2.5-5.5	1.5	Low	-40~125	SSOP16(B)
CA-IS3742LB	4	2	3750	150	8	6000	DC-150M	2.5-5.5	1.5	Low	-40~125	SSOP16(B)
Six Channel Standard Digital Isolators												
CA-IS3760HN	6	0	3750	150	8	6000	DC-150M	2.5-5.5	1.5	High	-40~125	SOIC16-NB(N)
CA-IS3761HN	6	1	3750	150	8	6000	DC-150M	2.5-5.5	1.5	High	-40~125	SOIC16-NB(N)
CA-IS3762HN	6	2	3750	150	8	6000	DC-150M	2.5-5.5	1.5	High	-40~125	SOIC16-NB(N)
CA-IS3763HN	6	3	3750	150	8	6000	DC-150M	2.5-5.5	1.5	High	-40~125	SOIC16-NB(N)
CA-IS3760LN	6	0	3750	150	8	6000	DC-150M	2.5-5.5	1.5	Low	-40~125	SOIC16-NB(N)
CA-IS3761LN	6	1	3750	150	8	6000	DC-150M	2.5-5.5	1.5	Low	-40~125	SOIC16-NB(N)

Part number	Number of channels	Number of reversed channels	Isolation rating (Vrms)	CMTI (kV/μS)	Surge rating (kVpk)	ESD rating HBM(V)	Data rate (bps)	Operating voltage range (V)	Operating current per channel @ 1Mbps(mA,typ)	Default output	Temperature range (°C)	Package
CA-IS3762LN	6	2	3750	150	8	6000	DC-150M	2.5-5.5	1.5	Low	-40~125	SOIC16-NB(N)
CA-IS3763LN	6	3	3750	150	8	6000	DC-150M	2.5-5.5	1.5	Low	-40~125	SOIC16-NB(N)
CA-IS3760HW	6	0	5000	150	10	6000	DC-150M	2.5-5.5	1.5	High	-40~125	SOIC16-WB(W)
CA-IS3761HW	6	1	5000	150	10	6000	DC-150M	2.5-5.5	1.5	High	-40~125	SOIC16-WB(W)
CA-IS3762HW	6	2	5000	150	10	6000	DC-150M	2.5-5.5	1.5	High	-40~125	SOIC16-WB(W)
CA-IS3763HW	6	3	5000	150	10	6000	DC-150M	2.5-5.5	1.5	High	-40~125	SOIC16-WB(W)
CA-IS3760LW	6	0	5000	150	10	6000	DC-150M	2.5-5.5	1.5	Low	-40~125	SOIC16-WB(W)
CA-IS3761LW	6	1	5000	150	10	6000	DC-150M	2.5-5.5	1.5	Low	-40~125	SOIC16-WB(W)
CA-IS3762LW	6	2	5000	150	10	6000	DC-150M	2.5-5.5	1.5	Low	-40~125	SOIC16-WB(W)
CA-IS3763LW	6	3	5000	150	10	6000	DC-150M	2.5-5.5	1.5	Low	-40~125	SOIC16-WB(W)
CA-IS3760HB	6	0	3750	50	8	6000	DC-150M	2.5-5.5	1.5	High	-40~125	SSOP16(B)
CA-IS3761HB	6	1	3750	50	8	6000	DC-150M	2.5-5.5	1.5	High	-40~125	SSOP16(B)
CA-IS3762HB	6	2	3750	50	8	6000	DC-150M	2.5-5.5	1.5	High	-40~125	SSOP16(B)
CA-IS3763HB	6	3	3750	50	8	6000	DC-150M	2.5-5.5	1.5	High	-40~125	SSOP16(B)
CA-IS3760LB	6	0	3750	50	8	6000	DC-150M	2.5-5.5	1.5	Low	-40~125	SSOP16(B)
CA-IS3761LB	6	1	3750	50	8	6000	DC-150M	2.5-5.5	1.5	Low	-40~125	SSOP16(B)
CA-IS3762LB	6	2	3750	50	8	6000	DC-150M	2.5-5.5	1.5	Low	-40~125	SSOP16(B)
CA-IS3763LB	6	3	3750	50	8	6000	DC-150M	2.5-5.5	1.5	Low	-40~125	SSOP16(B)

Chipanalog Products Selection_Automotive Standard Digital Isolators

CHIPANALOG

Part number	Number of channels	Number of reversed channels	Isolation rating (Vrms)	CMTI (kV/μS)	Surge rating (kVpk)	ESD rating HBM(V)	Data rate (bps)	Operating voltage range (V)	Operating current per channel @ 1Mbps(mA,typ)	Default output	Temperature range (°C)	Package
CA-IS3710HS-Q1	1	0	3750	150	8	6000	DC-150M	2.5-5.5	1.5	High	-40~125	SOIC8(S)
CA-IS3710LS-Q1	1	0	3750	150	8	6000	DC-150M	2.5-5.5	1.5	Low	-40~125	SOIC8(S)
CA-IS3720HS-Q1	2	0	3750	150	8	6000	DC-150M	2.5-5.5	1.5	High	-40~125	SOIC8(S)
CA-IS3720LS-Q1	2	0	3750	150	8	6000	DC-150M	2.5-5.5	1.5	Low	-40~125	SOIC8(S)
CA-IS3721HS-Q1	2	1	3750	150	8	6000	DC-150M	2.5-5.5	1.5	High	-40~125	SOIC8(S)
CA-IS3721LS-Q1	2	1	3750	150	8	6000	DC-150M	2.5-5.5	1.5	Low	-40~125	SOIC8(S)
CA-IS3722HS-Q1	2	1	3750	150	8	6000	DC-150M	2.5-5.5	1.5	High	-40~125	SOIC8(S)
CA-IS3722LS-Q1	2	1	3750	150	8	6000	DC-150M	2.5-5.5	1.5	Low	-40~125	SOIC8(S)
CA-IS3720HW-Q1	2	0	5000	150	10	6000	DC-150M	2.5-5.5	1.5	High	-40~125	SOIC16-WB(W)
CA-IS3720LW-Q1	2	0	5000	150	10	6000	DC-150M	2.5-5.5	1.5	Low	-40~125	SOIC16-WB(W)
CA-IS3721HW-Q1	2	1	5000	150	10	6000	DC-150M	2.5-5.5	1.5	High	-40~125	SOIC16-WB(W)
CA-IS3721LW-Q1	2	1	5000	150	10	6000	DC-150M	2.5-5.5	1.5	Low	-40~125	SOIC16-WB(W)
CA-IS3722HW-Q1	2	1	5000	150	10	6000	DC-150M	2.5-5.5	1.5	High	-40~125	SOIC16-WB(W)
CA-IS3722LW-Q1	2	1	5000	150	10	6000	DC-150M	2.5-5.5	1.5	Low	-40~125	SOIC16-WB(W)
CA-IS3720HG-Q1	2	0	5000	150	10	6000	DC-150M	2.5-5.5	1.5	High	-40~125	SOIC8-WB(G)
CA-IS3720LG-Q1	2	0	5000	150	10	6000	DC-150M	2.5-5.5	1.5	Low	-40~125	SOIC8-WB(G)
CA-IS3722HG-Q1	1	0	5000	150	10	6000	DC-150M	2.5-5.5	1.5	High	-40~125	SOIC8-WB(G)
CA-IS3722LG-Q1	1	0	5000	150	10	6000	DC-150M	2.5-5.5	1.5	Low	-40~125	SOIC8-WB(G)
CA-IS3740HW-Q1	4	0	5000	150	10	6000	DC-150M	2.5-5.5	1.5	High	-40~125	SOIC16-WB(W)
CA-IS3740LW-Q1	4	0	5000	150	10	6000	DC-150M	2.5-5.5	1.5	Low	-40~125	SOIC16-WB(W)
CA-IS3741HW-Q1	4	1	5000	150	10	6000	DC-150M	2.5-5.5	1.5	High	-40~125	SOIC16-WB(W)
CA-IS3741LW-Q1	4	1	5000	150	10	6000	DC-150M	2.5-5.5	1.5	Low	-40~125	SOIC16-WB(W)
CA-IS3742HW-Q1	4	2	5000	150	10	6000	DC-150M	2.5-5.5	1.5	High	-40~125	SOIC16-WB(W)
CA-IS3742LW-Q1	4	2	5000	150	10	6000	DC-150M	2.5-5.5	1.5	Low	-40~125	SOIC16-WB(W)

Chipanalog Products Selection_Cost-effective Digital Isolators

CHIPANALOG

Part number	Number of channels	Number of reversed channels	Isolation rating (Vrms)	CMTI (kV/μs)	Surge rating (kVpk)	ESD rating HBM(kV)	Data rate (bps)	Operating voltage range (V)	Operating current per channel @ 1Mbps(mA,typ)	Default output	Temperature range (°C)	Package
CA-IS3720CLS	2	0	3750	150	6.5	8	DC-40M	3.0-5.5	2.6	Low	-40~125	SOIC8(S)
CA-IS3720CHS	2	0	3750	150	6.5	8	DC-40M	3.0-5.5	2.6	High	-40~125	SOIC8(S)
CA-IS3721CLS	2	1	3750	150	6.5	8	DC-40M	3.0-5.5	2.6	Low	-40~125	SOIC8(S)
CA-IS3721CHS	2	1	3750	150	6.5	8	DC-40M	3.0-5.5	2.6	High	-40~125	SOIC8(S)
CA-IS3722CHS	2	1	3750	150	6.5	8	DC-40M	3.0-5.5	2.6	High	-40~125	SOIC8(S)
CA-IS3741CHW	4	1	5000	150	10	8	DC-40M	3.0-5.5	2.0	High	-40~125	SOIC16-WB(W)
CA-IS3742CHW	4	2	5000	150	10	8	DC-40M	3.0-5.5	2.0	High	-40~125	SOIC16-WB(W)
CA-IS3742CLW	4	2	5000	150	10	8	DC-40M	3.0-5.5	2.0	Low	-40~125	SOIC16-WB(W)
CA-IS3731CHW	3	1	5000	150	10	8	DC-40M	3.0-5.5	2.0	High	-40~125	SOIC16-WB(W)

Chipanalog Products Selection_Low-power Digital Isolators

CHIPANALOG

Part number	Number of channels	Number of reversed channels	Isolation rating (Vrms)	CMTI (kV/μs)	Surge rating (kVpk)	ESD rating HBM(V)	Data rate (bps)	Operating voltage range (V)	Operating current per channel @ 1Mbps(mA,typ)	Default output	Temperature range (°C)	Package
CS817x22HS	2	1	3750	150	6.4	5000	200K	2.25-5.5	160	High	-40~105	SOIC8(S)
CS817x22LS	2	1	3750	150	6.4	5000	200K	2.25-5.5	160	Low	-40~105	SOIC8(S)
CS817x20HS	2	0	3750	150	6.4	5000	200K	2.25-5.5	160	High	-40~105	SOIC8(S)
CS817x20LS	2	0	3750	150	6.4	5000	200K	2.25-5.5	160	Low	-40~105	SOIC8(S)

Chipanalog Products Selection_Reinforced Digital Isolators

CHIPANALOG

Part number	Number of channels	Number of reversed channels	Isolation rating (Vrms)	CMTI (kV/μs)	Surge rating (kVpk)	ESD rating HBM(V)	Data rate (bps)	Operating voltage range (V)	Operating current per channel @ 1Mbps(mA,typ)	Default output	Temperature range (°C)	Package
Reinforced Dual Channel Digital Isolators												
CA-IS3820HG	2	0	5700	150	12.8	6000	DC-150M	2.5-5.5	1.5	High	-40~125	SOIC8-WB(G)
CA-IS3820LG	2	0	5700	150	12.8	6000	DC-150M	2.5-5.5	1.5	Low	-40~125	SOIC8-WB(G)
CA-IS3821HG	2	1	5700	150	12.8	6000	DC-150M	2.5-5.5	1.5	High	-40~125	SOIC8-WB(G)
CA-IS3821LG	2	1	5700	150	12.8	6000	DC-150M	2.5-5.5	1.5	Low	-40~125	SOIC8-WB(G)
CA-IS3822HG	2	1	5700	150	12.8	6000	DC-150M	2.5-5.5	1.5	High	-40~125	SOIC8-WB(G)
CA-IS3822LG	2	1	5700	150	12.8	6000	DC-150M	2.5-5.5	1.5	Low	-40~125	SOIC8-WB(G)
CA-IS3820HW	2	0	5700	150	12.8	6000	DC-150M	2.5-5.5	1.5	High	-40~125	SOIC16-WB(W)
CA-IS3820LW	2	0	5700	150	12.8	6000	DC-150M	2.5-5.5	1.5	Low	-40~125	SOIC16-WB(W)
CA-IS3821HW	2	1	5700	150	12.8	6000	DC-150M	2.5-5.5	1.5	High	-40~125	SOIC16-WB(W)
CA-IS3821LW	2	1	5700	150	12.8	6000	DC-150M	2.5-5.5	1.5	Low	-40~125	SOIC16-WB(W)
CA-IS3822HW	2	1	5700	150	12.8	6000	DC-150M	2.5-5.5	1.5	High	-40~125	SOIC16-WB(W)
CA-IS3822LW	2	1	5700	150	12.8	6000	DC-150M	2.5-5.5	1.5	Low	-40~125	SOIC16-WB(W)
CA-IS3820HWW	2	0	7500	150	12.8	6000	DC-150M	2.5-5.5	1.5	High	-40~125	SOIC16-WWB(WW)
CA-IS3820LWW	2	0	7500	150	12.8	6000	DC-150M	2.5-5.5	1.5	Low	-40~125	SOIC16-WWB(WW)
CA-IS3821HWW	2	1	7500	150	12.8	6000	DC-150M	2.5-5.5	1.5	High	-40~125	SOIC16-WWB(WW)
CA-IS3821LWW	2	1	7500	150	12.8	6000	DC-150M	2.5-5.5	1.5	Low	-40~125	SOIC16-WWB(WW)
CA-IS3822HWW	2	1	7500	150	12.8	6000	DC-150M	2.5-5.5	1.5	High	-40~125	SOIC16-WWB(WW)
CA-IS3822LWW	2	1	7500	150	12.8	6000	DC-150M	2.5-5.5	1.5	Low	-40~125	SOIC16-WWB(WW)
Reinforced Triple Channel Digital Isolators												
CA-IS3830HW	3	0	5700	150	12.8	6000	DC-150M	2.5-5.5	1.5	High	-40~125	SOIC16-WB(W)
CA-IS3830LW	3	0	5700	150	12.8	6000	DC-150M	2.5-5.5	1.5	Low	-40~125	SOIC16-WB(W)
CA-IS3831HW	3	1	5700	150	12.8	6000	DC-150M	2.5-5.5	1.5	High	-40~125	SOIC16-WB(W)

Part number	Number of channels	Number of reversed channels	Isolation rating (Vrms)	CMTI (kV/ μ S)	Surge rating (kVpk)	ESD rating HBM(V)	Data rate (bps)	Operating voltage range (V)	Operating current per channel @ 1Mbps(mA,typ)	Default output	Temperature range (°C)	Package
CA-IS3831LW	3	1	5700	150	12.8	6000	DC-150M	2.5-5.5	1.5	Low	-40~125	SOIC16-WB(W)
CA-IS3830HWW	3	0	7500	150	12.8	6000	DC-150M	2.5-5.5	1.5	High	-40~125	SOIC16-WWB(WW)
CA-IS3830HWW	3	0	7500	150	12.8	6000	DC-150M	2.5-5.5	1.5	Low	-40~125	SOIC16-WWB(WW)
CA-IS3831HWW	3	1	7500	150	12.8	6000	DC-150M	2.5-5.5	1.5	High	-40~125	SOIC16-WWB(WW)
CA-IS3831LWW	3	1	7500	150	12.8	6000	DC-150M	2.5-5.5	1.5	Low	-40~125	SOIC16-WWB(WW)
Reinforced Quad Channel Digital Isolators												
CA-IS3840HW	4	0	5700	150	12.8	6000	DC-150M	2.5-5.5	1.5	High	-40~125	SOIC16-WB(W)
CA-IS3840LW	4	0	5700	150	12.8	6000	DC-150M	2.5-5.5	1.5	Low	-40~125	SOIC16-WB(W)
CA-IS3841HW	4	1	5700	150	12.8	6000	DC-150M	2.5-5.5	1.5	High	-40~125	SOIC16-WB(W)
CA-IS3841LW	4	1	5700	150	12.8	6000	DC-150M	2.5-5.5	1.5	Low	-40~125	SOIC16-WB(W)
CA-IS3842HW	4	2	5700	150	12.8	6000	DC-150M	2.5-5.5	1.5	High	-40~125	SOIC16-WB(W)
CA-IS3842LW	4	2	5700	150	12.8	6000	DC-150M	2.5-5.5	1.5	Low	-40~125	SOIC16-WB(W)
CA-IS3840HWW	4	0	7500	150	12.8	6000	DC-150M	2.5-5.5	1.5	High	-40~125	SOIC16-WWB(WW)
CA-IS3840LWW	4	4	7500	150	12.8	6000	DC-150M	2.5-5.5	1.5	Low	-40~125	SOIC16-WWB(WW)
CA-IS3841HWW	4	1	7500	150	12.8	6000	DC-150M	2.5-5.5	1.5	High	-40~125	SOIC16-WWB(WW)
CA-IS3841LWW	4	1	7500	150	12.8	6000	DC-150M	2.5-5.5	1.5	Low	-40~125	SOIC16-WWB(WW)
CA-IS3842HWW	4	2	7500	150	12.8	6000	DC-150M	2.5-5.5	1.5	High	-40~125	SOIC16-WWB(WW)
CA-IS3842LWW	4	2	7500	150	12.8	6000	DC-150M	2.5-5.5	1.5	Low	-40~125	SOIC16-WWB(WW)
Reinforced Six Channel Digital Isolators												
CA-IS3860HW	6	0	5700	150	12.8	6000	DC-150M	2.5-5.5	1.5	High	-40~125	SOIC16-WB(W)
CA-IS3860LW	6	0	5700	150	12.8	6000	DC-150M	2.5-5.5	1.5	Low	-40~125	SOIC16-WB(W)
CA-IS3861HW	6	1	5700	150	12.8	6000	DC-150M	2.5-5.5	1.5	High	-40~125	SOIC16-WB(W)
CA-IS3861LW	6	1	5700	150	12.8	6000	DC-150M	2.5-5.5	1.5	Low	-40~125	SOIC16-WB(W)
CA-IS3862HW	6	2	5700	150	12.8	6000	DC-150M	2.5-5.5	1.5	High	-40~125	SOIC16-WB(W)
CA-IS3862LW	6	2	5700	150	12.8	6000	DC-150M	2.5-5.5	1.5	Low	-40~125	SOIC16-WB(W)
CA-IS3863HW	6	3	5700	150	12.8	6000	DC-150M	2.5-5.5	1.5	High	-40~125	SOIC16-WB(W)
CA-IS3863LW	6	3	5700	150	12.8	6000	DC-150M	2.5-5.5	1.5	Low	-40~125	SOIC16-WB(W)

Isolated Interface

Chipanalog Products Selection_Isolated CAN Transceivers with Iso-Power (μ MiC)

CHIPANALOG

Part number	Fault protection (V)	Isolation rating (Vrms)	CMTI (kV/ μ S)	Surge rating (kVpk)	ESD rating(kV) bus pins	Data rate (Mbps)	Operating voltage range (V)	Temperature range (°C)	Package
CA-IS3062W	±58	5000	150	10	5	1	4.5~5.5	-40~125	SOIC16-WB(W)
CA-IS3062VW	±58	5000	150	10	5	1	4.5~5.5	-40~125	SOIC16-WB(W)

Chipanalog Products Selection_Isolated CAN Transceivers with Iso-Power (μ MiC)

CHIPANALOG

Part number	Fault protection (V)	Isolation rating (Vrms)	CMTI (kV/ μ S)	Surge rating (kVpk)	ESD rating(kV) bus pins	Data rate (Mbps)	Operating voltage range (V)	Temperature range (°C)	Package
CA-IS2062W	±58	2500	150	10	5	1	4.5~5.5	-40~125	SOIC16-WB(W)
CA-IS2062VW	±58	2500	150	10	5	1	4.5~5.5	-40~125	SOIC16-WB(W)
CA-IS2062A	±42	2500	150	6.5	6	5	4.5~5.5	-40~125	LGA16(A)

Chipanalog Products Selection_Isolated CAN Transceivers

CHIPANALOG

Part number	Fault protection (V)	Isolation rating (Vrms)	CMTI (kV/μs)	Surge rating (kVpk)	ESD rating(kV) bus pins	Data rate (Mbps)	Logic operating voltage range (V)	Temperature range (°C)	Package
CA-IS3050G	±58	5000	150	10	4000	1	2.5-5.5	-40~125	SOIC8-WB(G)
CA-IS3052G	±58	5000	150	10	4000	1	2.5-5.5	-40~125	SOIC8-WB(G)
CA-IS3050W	±58	5000	150	10	4000	1	2.5-5.5	-40~125	SOIC8-WB(W)
CA-IS3052W	±58	5000	150	10	4000	1	2.5-5.5	-40~125	SOIC8-WB(W)
CA-IS3050U	±58	3750	150	8	4000	1	2.5-5.5	-40~125	DUB8(U)
CA-IS1044S	±58	3750	100	8	4000	8	2.5-5.5	-40~125	SOIC8(S)

Chipanalog Products Selection_Isolated RS-485/422 Transceivers with Iso-Power (μMiC)

CHIPANALOG

Part number	Full/half duplex	Isolation rating (Vrms)	CMTI (kV/μs)	Surge rating (kVpk)	ESD rating(kV) bus pins	Data rate (Mbps)	Operating voltage range (V)	Temperature range (°C)	Package
CA-IS3092W	Half duplex	5000	150	10	8	0.5	3-5.5	-40~125	SOIC16-WB(W)
CA-IS3092VW	Half duplex	5000	150	10	8	0.5	3-5.5	-40~125	SOIC16-WB(W)
CA-IS3098W	Half duplex	5000	150	10	8	20	3-5.5	-40~125	SOIC16-WB(W)
CA-IS3098VW	Half duplex	5000	150	10	8	20	3-5.5	-40~125	SOIC16-WB(W)

Chipanalog Products Selection_Isolated RS-485/422 Transceivers with Iso-Power (μMiC)

CHIPANALOG

Part number	Full/half duplex	Isolation rating (Vrms)	CMTI (kV/μs)	Surge rating (kVpk)	ESD rating(kV) bus pins	Data rate (Mbps)	Operating voltage range (V)	Temperature range (°C)	Package
CA-IS2092W	Half duplex	2500	150	10	8	0.5	3-5.5	-40~125	SOIC16-WB(W)
CA-IS2092VW	Half duplex	2500	150	10	8	0.5	3-5.5	-40~125	SOIC16-WB(W)
CA-IS2092A	Half duplex	2500	150	8	4	0.5	3-5.5	-40~125	LGA16(A)

Chipanalog Products Selection_Isolated RS-485/422 Transceivers

CHIPANALOG

Part number	Full/half duplex	Isolation rating (Vrms)	CMTI (kV/μs)	Surge rating (kVpk)	ESD rating(kV) bus pins	Data rate (Mbps)	Operating voltage range (V)	Temperature range (°C)	Package
CA-IS3080WX	Full duplex	5000	150	10	8	0.5	2.375-5.5	-40~125	SOIC16-WB(W)
CA-IS3086WX	Full duplex	5000	150	10	8	10	2.375-5.5	-40~125	SOIC16-WB(W)
CA-IS3082WX	Half duplex	5000	150	10	8	0.5	2.375-5.5	-40~125	SOIC16-WB(W)
CA-IS3082WNX	Half duplex	5000	150	10	8	0.5	2.375-5.5	-40~125	SOIC16-WB(W)
CA-IS3088WX	Half duplex	5000	150	10	8	20	2.375-5.5	-40~125	SOIC16-WB(W)
CA-IS3089WX	Half duplex	5000	150	10	8	40	2.375-5.5	-40~125	SOIC16-WB(W)
CA-IS2082B	Half duplex	3000	100	6.4	6	5	2.375-5.5	-40~125	SSOP16(B)

Chipanalog Products Selection_Isolated I2C

CHIPANALOG

Part number	SCK	Isolation rating (Vrms)	CMTI (kV/μs)	Surge rating (kVpk)	ESD rating(kV) bus pins	Data rate (Mbps)	Operating voltage range (V)	Temperature range (°C)	Package
CA-IS3020S	Bidirection	3750	150	8	8	2	3-5.5	-40~125	SOIC8(S)
CA-IS3021S	Unidirection	3750	150	8	8	2	3-5.5	-40~125	SOIC8(S)
CA-IS3020G	Bidirection	5000	150	10	8	2	3-5.5	-40~125	SOIC8-WB(G)
CA-IS3021G	Unidirection	5000	150	10	8	2	3-5.5	-40~125	SOIC8-WB(G)
CA-IS3020W	Bidirection	5000	150	10	8	2	3-5.5	-40~125	SOIC16-WB(W)
CA-IS3021W	Unidirection	5000	150	10	8	2	3-5.5	-40~125	SOIC16-WB(W)

Part number	Output Interface	Number of high-speed channel	Low-pass filter/debounce time(ms)	CMTI (kV/μs)	Surge rating (kVpk)	ESD rating(kV) bus pins	Data rate (Mbps)	Operating voltage range (V)	Maximum withstanding isolation voltage(V)	Temperature range (°C)	Package
CA-IS3980S	Serial	0	0/10/30/100	100	6.4	4	0.25	2.25~5.5	2500	-40~125	SSOP20(Y)
CA-IS3980P	Parallel	0	0	100	6.4	4	0.25	2.25~5.5	2500	-40~125	SSOP20(Y)
CA-IS3988P	Parallel	8	0	100	6.4	4	2	2.25~5.5	2500	-40~125	SSOP20(Y)

Interface

Chipanalog Products Selection_CAN Transceivers

Part Number	Logic supply input?	Remote wakeup	Data rate (Mbps)	Common mode voltage range(V)	Fault protection (V)	HBM ESD rating other pins (±kV)	HBM ESD rating bus pins (±kV)	Operating voltage range (V)	Logic operating voltage range (V)	Junction temp range (°C)	Package
CA-IF1051HS	No	No	5	-30~30	-70~70	4	6	4.5~5.5	/	-55~150	SOIC8(S)
CA-IF1051S	No	No	5	-30~30	-58~58	4	8	4.5~5.5	/	-55~150	SOIC8(S)
CA-IF1051VS	Yes	No	5	-30~30	-58~58	4	8	4.5~5.5	2.5~5.5	-55~150	SOIC8(S)
CA-IF4420S	Yes	No	5	-30~30	-58~58	4	35	4.5~5.5	1.8~5.5	-55~150	SOIC8(S)
CA-IF1030S	No	Yes	1	-12~12	-18~18	4	25	3~3.6	/	-55~150	SOIC8(S)
CA-IF1033S	No	Yes	1	-12~12	-18~18	4	25	3~3.6	/	-55~150	SOIC8(S)
CA-IF1034S	No	Yes	1	-12~12	-18~18	4	25	3~3.6	/	-55~150	SOIC8(S)

Chipanalog Products Selection_Automotive CAN Transceivers

Part Number	Logic supply input?	Remote wakeup	Data rate (Mbps)	Common mode voltage range(V)	Fault protection (V)	HBM ESD rating other pins (±kV)	HBM ESD rating bus pins (±kV)	Operating voltage range (V)	Logic operating voltage range (V)	Junction temp range (°C)	Package
CA-IF1051S-Q1	No	No	5	-30~30	-58~58	4	8	4.5~5.5	/	-55~150	SOIC8(S)
CA-IF1051VS-Q1	Yes	No	5	-30~30	-58~58	4	8	4.5~5.5	2.5~5.5	-55~150	SOIC8(S)
CA-IF1042S-Q1	No	Yes	5	-30~30	-70~70	8	16	4.5~5.5	/	-55~150	SOIC8(S)
CA-IF1042VS-Q1	Yes	Yes	5	-30~30	-70~70	8	16	4.5~5.5	3~5.5	-55~150	SOIC8(S)
CA-IF1044S-Q1	No	Yes	5	-30~30	-58~58	6	8	4.5~5.5	/	-55~150	SOIC8(S)
CA-IF1044VS-Q1	Yes	Yes	5	-30~30	-58~58	6	8	4.5~5.5	3~5.5	-55~150	SOIC8(S)
CA-IF1044D-Q1	No	Yes	5	-30~30	-58~58	6	8	4.5~5.5	/	-55~150	DNF8(D)
CA-IF1044VD-Q1	Yes	Yes	5	-30~30	-58~58	6	8	4.5~5.5	3~5.5	-55~150	DNF8(D)
CA-IF1043DF-Q1	Yes	Yes	5	-30~30	-58~58	4	4	4.5~5.5	1.7~5.5	-55~150	DFN14(DF)
CA-IF1043NF-Q1	Yes	Yes	5	-30~30	-58~58	4	4	4.5~5.5	1.7~5.5	-55~150	SOIC14(NF)
CA-IF1042LS-Q1	No	Yes	5	-30~30	-42~42	6	6	4.5~5.5	3~5.5	-55~150	SOIC8(S)
CA-IF1042LVS-Q1	Yes	Yes	5	-30~30	-42~42	6	6	4.5~5.5	3~5.5	-55~150	SOIC8(S)

Chipanalog Products Selection_LIN Transceivers

Part Number	With internal LDO?	Remote wakeup	Data rate (Mbps)	Common mode range (V)	Fault protection (V)	HBM ESD protection other pins (±kV)	HBM ESD protection bus pins (±kV)	Operating voltage range (V)	Logic operating voltage range (V)	Junction temp range (°C)	Package
CA-IF1021S-Q1	No	Yes	20	/	-58~58	2	4	5.5~27	/	-55~150	SOIC8(S)
CA-IF1021LS-Q1	No	Yes	20	/	-42~42	8	8	5.5~27	/	-55~150	SOIC8(S)
CA-IF1021D-Q1	No	Yes	20	/	-58~58	2	4	5.5~27	/	-55~150	DNF8(D)
CA-IF1021LD-Q1	No	Yes	20	/	-42~42	8	8	5.5~27	/	-55~150	DNF8(D)
CA-IF1024F-Q1	No	Yes	20	/	-42~42	8	14	5~18	/	-40~150	QFN24(F)

Part Number	With internal LDO?	Remote wakeup	Data rate (Mbps)	Common mode range (V)	Fault protection (V)	HBM ESD protection other pins (\pm kV)	HBM ESD protection bus pins (\pm kV)	Operating voltage range (V)	Logic operating voltage range (V)	Junction temp range ($^{\circ}$ C)	Package
CA-IF1022F-Q1	No	Yes	20	/	-42~42	8	14	5-18	/	-40~150	QFN24(F)
CA-IF1022NF-Q1	No	Yes	20	/	-42~42	8	14	5-18	/	-40~150	SOP14(NF)
CA-IF1022DF-Q1	No	Yes	20	/	-42~42	8	14	5-18	/	-40~150	DFN14(DF)

Chipanalog Products Selection_RS-485/422 Transceivers

CHIPANALOG

Part Number	Nodes on bus	Full/half duplex	Data rate (Mbps)	Common mode voltage range(V)	Fault protection (V)	HBM ESD rating other pins (\pm kV)	HBM ESD rating bus pins (\pm kV)	Operating voltage range (V)	Temperature range ($^{\circ}$ C)	Package
CA-IF4888HS	256	Half duplex	0.5	-15~15	-30~30	6	30	3~5.5	-40~125	SOIC8(S)
CA-IF4805HS	256	Half duplex	0.5	-15~15	-30~30	6	30	3~5.5	-40~125	SOIC8(S)
CA-IF4805FS	256	Full duplex	0.5	-15~15	-30~30	6	15	3~5.5	-40~125	SOIC8(S)
CA-IF4820HS	256	Half duplex	20	-15~15	-30~30	6	30	3~5.5	-40~125	SOIC8(S)
CA-IF4820FS	256	Full duplex	20	-15~15	-30~30	6	15	3~5.5	-40~125	SOIC8(S)
CA-IF4850HS	256	Half duplex	50	-15~15	-30~30	6	30	3~5.5	-40~125	SOIC8(S)
CA-IF4850FS	256	Full duplex	50	-15~15	-30~30	6	15	3~5.5	-40~125	SOIC8(S)
CA-IF4805HM	256	Half duplex	0.5	-15~15	-30~30	6	30	3~5.5	-40~125	MSOP8(M)
CA-IF4805FM	256	Full duplex	0.5	-15~15	-30~30	6	15	3~5.5	-40~125	MSOP8(M)
CA-IF4820HM	256	Half duplex	20	-15~15	-30~30	6	30	3~5.5	-40~125	MSOP8(M)
CA-IF4820FM	256	Full duplex	20	-15~15	-30~30	6	15	3~5.5	-40~125	MSOP8(M)
CA-IF4850HM	256	Half duplex	50	-15~15	-30~30	6	30	3~5.5	-40~125	MSOP8(M)
CA-IF4850FM	256	Full duplex	50	-15~15	-30~30	6	15	3~5.5	-40~125	MSOP8(M)
CA-IF4805HD	256	Half duplex	0.5	-15~15	-30~30	6	30	3~5.5	-40~125	DFN8(D)
CA-IF4805FD	256	Full duplex	0.5	-15~15	-30~30	6	15	3~5.5	-40~125	DFN8(D)
CA-IF4820HD	256	Half duplex	20	-15~15	-30~30	6	30	3~5.5	-40~125	DFN8(D)
CA-IF4820FD	256	Full duplex	20	-15~15	-30~30	6	15	3~5.5	-40~125	DFN8(D)
CA-IF4850HD	256	Half duplex	50	-15~15	-30~30	6	30	3~5.5	-40~125	DFN8(D)
CA-IF4850FD	256	Full duplex	50	-15~15	-30~30	6	15	3~5.5	-40~125	DFN8(D)

Chipanalog Products Selection_RS-485/422 Transceivers

CHIPANALOG

Part Number	Nodes on bus	Full/half duplex	Data rate (Mbps)	Common mode voltage range (V)	Fault protection (V)	HBM ESD rating other pins (\pm kV)	HBM ESD rating bus pins (\pm kV)	Operating voltage range (V)	Temperature range ($^{\circ}$ C)	Package
CA-IF4220NF	256	Full duplex	20	-15~15	-30~30	6	15	3~5.5	-40~125	SOIC14(NF)

Chipanalog Products Selection_RS-485/422 Transceivers

CHIPANALOG

Part Number	Nodes on bus	Full/half duplex	Data rate (Mbps)	Common mode voltage range (V)	Fault protection (V)	HBM ESD rating other pins (\pm kV)	HBM ESD rating bus pins (\pm kV)	Operating voltage range (V)	Temperature range ($^{\circ}$ C)	Package
CS485S	50	Half duplex	0.25	-7~12	-8~13	8	18	3~5.5	-40~125	SOIC8(S)
CS485M	50	Half duplex	0.25	-7~12	-8~13	8	18	3~5.5	-40~125	MSOP8(M)
CS48505S	64	Half duplex	0.5	-7~12	-8~13	8	20	3~5.5	-40~125	SOIC8(S)
CS48520S	64	Half duplex	20	-7~12	-8~13	8	20	3~5.5	-40~125	SOIC8(S)
CS48505M	64	Half duplex	0.5	-7~12	-8~13	8	20	3~5.5	-40~125	MSOP8(M)
CS48520M	64	Half duplex	20	-7~12	-8~13	8	20	3~5.5	-40~125	MSOP8(M)
CS48505D	64	Half duplex	0.5	-7~12	-8~13	8	20	3~5.5	-40~125	DFN8(D)
CS48520D	64	Half duplex	20	-7~12	-8~13	8	20	3~5.5	-40~125	DFN8(D)

Chipanalog Products Selection_RS-485/422 Transceivers

CHIPANALOG

Part Number	Nodes on bus	Full/half duplex	Data rate (Mbps)	Common mode voltage range (V)	Fault protection (V)	HBM ESD rating other pins (\pm kV)	HBM ESD rating bus pins (\pm kV)	Operating voltage range (V)	Temperature range ($^{\circ}$ C)	Package
CS48505AS	256	Half duplex	0.5	-7~12	-8~13	8	20	3~5.5	-40~125	SOIC8(S)
CS48520AS	256	Half duplex	20	-7~12	-8~13	8	20	3~5.5	-40~125	SOIC8(S)
CS48505AM	256	Half duplex	0.5	-7~12	-8~13	8	20	3~5.5	-40~125	MSOP8(M)
CS48520AM	256	Half duplex	20	-7~12	-8~13	8	20	3~5.5	-40~125	MSOP8(M)
CS48505AD	256	Half duplex	0.5	-7~12	-8~13	8	20	3~5.5	-40~125	DFN8(D)
CS48520AD	256	Half duplex	20	-7~12	-8~13	8	20	3~5.5	-40~125	DFN8(D)

Chipanalog Products Selection_AISG Modulators

CHIPANALOG

Part Number	Features	RX passband (MHz)	RX threshold (dBm)	TX frequency (MHz)	TXOUT Power (dBm)	TXOUT impedance (DC, ohm)	Operating voltage range (V)	Temperature range ($^{\circ}$ C)	Package
CA-IF4023	AISG on/off control, coaxial modem transceiver	1.1~4.17	-18~-12	2.176	5.38~12	0.03	3~5.5	-40~125	QFN16(F)

Chipanalog Products Selection_HomeBus Transceivers

CHIPANALOG

Part Number	Features	Data rate (kbps)	Bus polarity detection	n Adjustable receiver thresholds?	Termination on-time	Input timeout	Operating voltage range (V)	Temperature range ($^{\circ}$ C)	Package
CA-IF4288	Data and power share one single pair of wires	9.6~200	N/A	No	Fixed (34us)	21ms	4.5~5.5	-40~105	QFN24(F)
CA-IF4289	Data and power share one single pair of wires	9.6~200	Yes	Yes	Adjustable (10~500us)	21ms	4.5~5.5	-40~105	QFN24(F)



DRIVER & POWER

CHIPANALOG

electronics

Isolated Driver

Chipanalog Products Selection_Standard Isolated Drivers

CHIPANALOG

Part Number	Peak source/sink current (A)	UVLO threshold (V) output-side	Output	Supply voltage output-side(V)	Maximum transient isolation voltage (Vpk)	CMTI (kV/μs)	Surge rating (kVpk)	ESD protection HBM/CDM(kv)	Temperature range (°C)	Package
CA-IS3211VBJ	5/6	8	Single Vout Pin	10-30	8000	150	12.8	4/2	-40~125	SOIC6-WB(J)
CA-IS3211VCJ	5/6	12	Single Vout Pin	14-30	8000	150	12.8	4/2	-40~125	SOIC6-WB(J)
CA-IS3211VBG	5/6	8	Single Vout Pin	10-30	8000	150	12.8	4/2	-40~125	SOIC8-WB(G)
CA-IS3211VCG	5/6	12	Single Vout Pin	14-30	8000	150	12.8	4/2	-40~125	SOIC8-WB(G)
CA-IS3211SBG	5/6	8	Split Output	10-30	8000	150	12.8	4/2	-40~125	SOIC8-WB(G)
CA-IS3211SCG	5/6	12	Split Output	14-30	8000	150	12.8	4/2	-40~125	SOIC8-WB(G)
CA-IS3211VBU	5/6	8	Single Vout Pin	10-30	5300	150	8	4/2	-40~125	DUB8 (U)
CA-IS3211VCU	5/6	12	Single Vout Pin	14-30	5300	150	8	4/2	-40~125	DUB8 (U)

Chipanalog Products Selection_Standard Isolated Drivers

CHIPANALOG

Part Number	Peak source/sink current (A)	UVLO threshold (V) output-side	Enable control	Supply voltage output-side (V)	Maximum transient isolation voltage (Vpk)	CMTI (kV/μs)	Surge rating (kVpk)	ESD protection HBM/CDM(kv)	Temperature range (°C)	Package
CA-IS3221CW	5/6	12	DIS	14-30	8000	150	12.8	4/2	-40~125	SOIC16-WB(W)
CA-IS3221BW	5/6	8	DIS	10-30	8000	150	12.8	4/2	-40~125	SOIC16-WB(W)
CA-IS3222CW	5/6	12	EN	14-30	8000	150	12.8	4/2	-40~125	SOIC16-WB(W)
CA-IS3222BW	5/6	8	EN	10-30	8000	150	12.8	4/2	-40~125	SOIC16-WB(W)
CA-IS3222BK	5/6	8	EN	10-30	8000	150	12.8	4/2	-40~125	SOIC14-WB(K)
CA-IS3222CK	5/6	12	EN	14-30	8000	150	12.8	4/2	-40~125	SOIC14-WB(K)
CA-IS3221AW	5/6	6	DIS	10-30	8000	150	12.8	4/2	-40~125	SOIC16-WB(W)
CA-IS3221AN	5/6	6	DIS	10-30	5300	150	8	4/2	-40~125	SOIC16-NB(N)
CA-IS3221BN	5/6	8	DIS	10-30	5300	150	8	4/2	-40~125	SOIC16-NB(N)

Chipanalog Products Selection_Automotive Gate Drivers

CHIPANALOG

Part Number	Peak source/sink current (A)	UVLO threshold (V) output-side	Enable control	Supply voltage output-side (V)	Maximum transient isolation voltage (Vpk)	CMTI (kV/μs)	Surge rating (kVpk)	ESD protection HBM/CDM(kv)	Temperature range (°C)	Package
CA-IS3221CW-Q1	5/6	12	DIS	14-30	8000	150	12.8	4/2	-40~125	SOIC16-WB(W)
CA-IS3221BW-Q1	5/6	8	DIS	10-30	8000	150	12.8	4/2	-40~125	SOIC16-WB(W)
CA-IS3222CW-Q1	5/6	12	EN	14-30	8000	150	12.8	4/2	-40~125	SOIC16-WB(W)
CA-IS3222BW-Q1	5/6	8	EN	10-30	8000	150	12.8	4/2	-40~125	SOIC16-WB(W)
CA-IS3221CK-Q1	5/6	12	DIS	14-30	8000	150	12.8	4/2	-40~125	SOIC14-WB(K)
CA-IS3221BK-Q1	5/6	8	DIS	10-30	8000	150	12.8	4/2	-40~125	SOIC14-WB(K)
CA-IS3222CK-Q1	5/6	12	EN	14-30	8000	150	12.8	4/2	-40~125	SOIC14-WB(K)
CA-IS3222BK-Q1	5/6	8	EN	10-30	8000	150	12.8	4/2	-40~125	SOIC14-WB(K)
CA-IS3221CN-Q1	5/6	12	DIS	14-30	5300	150	8	4/2	-40~125	SOIC16-NB(N)
CA-IS3221BN-Q1	5/6	8	DIS	10-30	5300	150	8	4/2	-40~125	SOIC16-NB(N)
CA-IS3222CN-Q1	5/6	12	EN	14-30	5300	150	8	4/2	-40~125	SOIC16-NB(N)
CA-IS3222BN-Q1	5/6	8	EN	10-30	5300	150	8	4/2	-40~125	SOIC16-NB(N)

Chipanalog Products Selection_Isolated Smart Drivers

CHIPANALOG

Part Number	Power switch	Peak source/sink current (A)	DESAT threshold	Soft turn-off current	Dead-time	Internal/external clamp	Maximum transient isolation voltage (Vpk)	CMTI (kV/μs)	Surge rating (kVpk)	ESD protection HBM/CDM(kV)	Temperature range (°C)	Package
CA-IS3215NNW-Q1	IGBT	15	9V	400mA	N/A	Internal	8000	150	12.8	3/2	-40~125	SOIC16-WB(W)
CA-IS32155NW-Q1	IGBT	15	9V	400mA	800ns	Internal	8000	150	12.8	3/2	-40~125	SOIC16-WB(W)
CA-IS3215LNW-Q1	IGBT	15	9V	400mA	N/A	Internal	8000	150	12.8	3/2	-40~125	SOIC16-WB(W)
CA-IS3216NNW-Q1	SiC	15	9V	1A	N/A	Internal	8000	150	12.8	3/2	-40~125	SOIC16-WB(W)

Power Management

Chipanalog Products Selection_Isolated DC-DC Converters and Modules (μMiC)

CHIPANALOG

Part Number	Output power (W)	Operating voltage range (V)	Insulation rating(Vrms)	CMTI (kV/μS)	Surge rating (kVpk)	ESD rating HBM(kV)	Temperature range (°C)	Package
CA-IS3105W	0.5	4.5-5.5	5000	150	10	3	-40~125	SOIC16-WB(W)
CA-IS3115AW	1.5	4.5-5.5	5000	150	12.8	3	-40~125	SOIC16-WB(W)

Chipanalog Products Selection_Automotive 1.5W Complete Isolated Power Supply (μMiC)

CHIPANALOG

Part Number	Output power (W)	Operating voltage range (V)	Isolation rating (Vrms)	CMTI (kV/μS)	Surge rating (kVpk)	ESD rating HBM(kV)	Temperature range (°C)	Package
CA-IS3115AW-Q1	1.5	4.5-5.5	5000	150	12.8	3	-40~125	SOIC16-WB(W)

Chipanalog Products Selection_Automotive LIN Transceivers with LDO (μMiC)

CHIPANALOG

Part Number	With internal LDO?	Remote wakeup	Data rate (kbps)	Common mode voltage range (V)	Fault protection (V)	HBM ESD protection other pins (±kV)	HBM ESD protection bus pins (±kV)	Operating voltage range (V)	Logic Operating voltage range (V)	Junction Temp Range (°C)	Package
CA-IF10285S-Q1	Yes	Yes	20	/	-42~42	8	8	5.5-28	/	-40~150	SOIC8(S)
CA-IF10283S-Q1	Yes	Yes	20	/	-42~42	8	8	5.5-28	/	-40~150	SOIC8(S)
CA-IF10285D-Q1	Yes	Yes	20	/	-42~42	8	8	5.5-28	/	-40~150	DFN8(D)
CA-IF10283D-Q1	Yes	Yes	20	/	-42~42	8	8	5.5-28	/	-40~150	DFN8(D)

Smart Switches

Chipanalog Products Selection_ Solid State Relays (SSR) (μMiC)

CHIPANALOG

Part number	Off leakage current (μA)	Withstand drain-source voltage (V)	On resistance (Ω)	Maximum input reverse voltage (V)	Maximum transient isolation voltage (Vpk)	CMTI (kV/μs)	Surge rating (kVpk)	ESD rating HBM/CDM(kV)	Temperature range (°C)	Package
CA-IS3417WT	3	1700	100	5.5	8000	150	12.8	3/2	-40~125	SOIC12-WB(WT)

Chipanalog Products Selection_ Solid State Relays (SSR) (μMiC)

CHIPANALOG

Part number	Off leakage current (μA)	Withstand drain-source voltage (V)	On resistance (Ω)	Maximum input reverse voltage (V)	Maximum transient isolation voltage (Vpk)	CMTI (kV/μs)	Surge rating (kVpk)	ESD rating HBM/CDM(kV)	Temperature range (°C)	Package
CA-IS3417WT-Q1	3	1700	100	5.5	8000	150	12.8	3/2	-40~125	SOIC12-WB(WT)



HPA

CHIPANALOG

ALCOORN
e - e c t r o n i c s

Precision Isolated Data Acquisi

Chipanalog Products Selection_Isolated Modulator

CHIPANALOG

Part Number	Supply voltage high-side(V)	Supply voltage low-side(V)	Differential input voltage(mV)	CMRR (dB)	PSRR (dB)	Clock (MHz)	GERR (%)	Isolation rating (Vrms)	CMTI (kV/μS)	Surge rating (kVpk)	ESD rating HBM/CDM (kV)	Temperature range (°C)	Package
CA-IS1204W	4.5-5.5	3-5.5	±250	-85	-98	5-21 IN	±2	5000	150	10	4/2	-40~125	SOIC16-WB(W)
CA-IS1306M25G	3-5.5	3-5.5	±250	-85	-98	5-21 IN	±0.2	5000	150	10	4/2	-40~125	SOIC8-WB(G)
CA-IS1305AM25W	4.5-5.5	3-5.5	±250	-85	-98	5-21 IN	±0.3	5000	150	10	4/2	-40~125	SOIC16-WB(W)
CA-IS1305M25W	4.5-5.5	3-5.5	±250	-85	-98	5-21 IN	±0.3	5000	150	10	4/2	-40~125	SOIC16-WB(W)
CA-IS1306AM25W	3-5.5	3-5.5	±250	-85	-98	5-21 IN	±0.2	5000	150	10	4/2	-40~125	SOIC16-WB(W)
CA-IS1306M25W	3-5.5	3-5.5	±250	-85	-98	5-21 IN	±0.2	5000	150	10	4/2	-40~125	SOIC16-WB(W)

Chipanalog Products Selection_Isolated Amplifiers

CHIPANALOG

Part number	Supply voltage high-side(V)	Supply voltage low-side(V)	Differential input voltage(mV)	CMRR (dB)	PSRR (dB)	Fixed gain	GERR (%)	Isolation rating (Vrms)	CMTI (kV/μS)	Output noise (mVRMS)	Surge rating (kVpk)	ESD rating HBM/CDM (kV)	Temperature range (°C)	Package
CA-IS1200U	3-5.5	3-5.5	±250	-98	-100	8	±0.5	3750	150	0.33	8	4/2	-40~125	DUB8(U)
CA-IS1200G	3-5.5	3-5.5	±250	-98	-100	8	±0.5	5000	150	0.33	10	4/2	-40~125	SOIC8-WB(G)
CA-IS1300G25G	3-5.5	3-5.5	±250	-98	-100	8.2	±0.5	5000	150	0.33	10	4/2	-40~125	SOIC8-WB(G)
CA-IS1300B25G	3-5.5	3-5.5	±250	-98	-100	8.2	±0.3	5000	150	0.33	10	4/2	-40~125	SOIC8-WB(G)

Chipanalog Products Selection_Isolated Amplifiers

CHIPANALOG

Part number	Supply voltage high-side(V)	Supply voltage low-side(V)	Differential input voltage (mV)	CMRR (dB)	PSRR (dB)	Fixed gain	GERR (%)	Isolation rating (Vrms)	CMTI (kV//μS)	Output noise (mVRMS)	Surge rating (kVpk)	ESD rating HBM/CDM (kV)	Temperature range (°C)	Package
CA-IS1300B25G-Q1	3-5.5	3-5.5	±250	-98	-100	8.2	±0.3	5000	150	0.33	10	4/2	-40~125	SOIC8-WB(G)

Chipanalog Products Selection_Isolated Amplifiers

CHIPANALOG

Part number	Supply voltage high-side(V)	Supply voltage low-side(V)	Input voltage (V)	Input offset Vos (mV)	Output band-wide (kHz)	Fixed gain	GERR (%)	Isolation rating (Vrms)	CMTI (kV/μS)	Output noise (mVRMS)	Surge rating (kVpk)	ESD rating HBM/CDM (kV)	Temperature range (°C)	Package
CA-IS1311G	3-5.5	3-5.5	-0.1~2	±1.5	275	1	±0.3	5000	30	0.23	12.8	4/2	-40~125	SOIC8-WB(G)
CA-IS1311BG	3-5.5	3-5.5	-0.1~2	±1.5	275	1	±0.3	5000	150	0.23	12.8	4/2	-40~125	SOIC8-WB(G)

Chipanalog Products Selection_Isolated Amplifiers

CHIPANALOG

Part number	Supply voltage high-side(V)	Supply voltage low-side(V)	Input voltage (V)	Input offset Vos (mV)	Output band-wide (kHz)	Fixed gain	GERR (%)	Isolation rating (Vrms)	CMTI (kV/μS)	Output noise (mVRMS)	Surge rating (kVpk)	ESD rating HBM/CDM (kV)	Temperature range (°C)	Package
CA-IS1311G-Q1	3-5.5	3-5.5	-0.1~2	±1.5	275	1	±0.3	5000	150	0.23	12.8	4/2	-40~125	SOIC8-WB(G)

Precision Signal Chain

Chipanalog Products Selection_Precision Voltage References

CHIPANALOG

Part number	Features	Output voltag	Temperature drift	Initial accuracy	Quiescent current	Load regulation	Line regulation	0.1~10Hz noise voltage	Package
CA-HP6025S	Low-drift voltage reference	2.5 V	1 ppm/°C	0.05%	0.65 mA	14 ppm/mA	2 ppm/V	10 μVp-p	SOIC8
CA-HP6041S	Low-drift voltage reference	4.096 V	2 ppm/°C	0.05%	0.65 mA	9 ppm/mA	2 ppm/V	16 μVp-p	SOIC8
CA-HP6050S	Low-drift voltage reference	5 V	2.5 ppm/°C	0.05%	0.65 mA	7 ppm/mA	2 ppm/V	20 μVp-p	SOIC8