









| | Type | | max. no. of contacts | Backplane or Daughtercard | Mating connector | Page reference |
|-------------|---|-----------------------|----------------------|---------------------------|-----------------------|----------------|
| A |  | A Male connector | 154 | Backplane 5+2-row | A Female connector | start on p. 18 |
| |  | A Female connector | 110 | Daughtercard 5+2-row | A Male connector | |
| B25 |  | B25 Male connector | 175 | Backplane 5+2-row | B25 Female connector | start on p. 22 |
| |  | B25 Female connector | 125 | Daughtercard 5+2-row | B25 Male connector | |
| B22 |  | B22 Male connector | 154 | Backplane 5+2-row | B22 Female connector | start on p. 26 |
| |  | B22 Female connector | 110 | Daughtercard 5+2-row | B22 Male connector | |
| B19 |  | B19 Male connector | 133 | Backplane 5+2-row | B19 Female connector | start on p. 30 |
| |  | B19 Female connector | 95 | Daughtercard 5+2-row | B19 Male connector | |
| AB25 |  | AB25 Male connector | 169 | Backplane 5+2-row | AB25 Female connector | start on p. 34 |
| |  | AB25 Female connector | 125 | Daughtercard 5+2-row | AB25 Male connector | |
| AB22 |  | AB22 Male connector | 146 | Backplane 5+2-row | AB22 Female connector | start on p. 38 |
| |  | AB22 Female connector | 110 | Daughtercard 5+2-row | AB22 Male connector | |
| AB19 |  | AB19 Male connector | 127 | Backplane 5+2-row | AB19 Female connector | start on p. 42 |
| |  | AB19 Female connector | 95 | Daughtercard 5+2-row | AB19 Male connector | |
| C |  | C Male connector | 77 | Backplane 5+2-row | C Female connector | start on p. 46 |
| |  | C Female connector | 55 | Daughtercard 5+2-row | C Male connector | |

| | Type | | max. no. of contacts | Backplane or Daughtercard | Mating connector | Page reference |
|---------------|---|---------------------|----------------------|---------------------------|---------------------|----------------|
| D |  | D Male connector | 220 | Backplane 8+2-row | D Female connector | start on p. 50 |
| |  | D Female connector | 176 | Daughtercard 8+2-row | D Male connector | |
| E |  | E Male connector | 250 | Backplane 8+2-row | E Female connector | start on p. 54 |
| |  | E Female connector | 200 | Daughtercard 8+2-row | E Male connector | |
| DE |  | DE Male connector | 244 | Backplane 8+2-row | DE Female connector | start on p. 58 |
| |  | DE Female connector | 200 | Daughtercard 8+2-row | DE Male connector | |
| F |  | F Male connector | 110 | Backplane 8+2-row | F Female connector | start on p. 62 |
| |  | F Female connector | 88 | Daughtercard 8+2-row | F Male connector | |
| L |  | L Male connector | 6 | Backplane | L Female connector | start on p. 66 |
| |  | L Female connector | 6 | Daughtercard | L Male connector | |
| M |  | M Male connector | 77+3 | Backplane 5+2-row | M Female connector | start on p. 68 |
| |  | M Female connector | 55+3 | Daughtercard 5+2-row | M Male connector | |
| N |  | N Male connector | 3 | Backplane | N Female connector | start on p. 72 |
| |  | N Female connector | 3 | Daughtercard | N Male connector | |
| Shroud |  | A, B, B22, B19, C | - | - | - | start on p. 74 |
| |  | AB25, AB22, AB19 | - | - | - | |
| Coding |  | Coding keys | - | - | - | S. 76 |