



6U CompactPCI 9th Gen Intel® Xeon®/Core™ Processor Blade  
with two PMC/XMC sites

Datasheet

## cPCI-6540 Series

New



cPCI-6540

cPCI-6540V

**CompactPCI®**

**EXTENDED  
TEMPERATURE**

### Features

- 14nm multi-core 9th Gen Intel® processor (formerly Coffee Lake Refresh)
- Dual channel DDR4 ECC memory, soldered and SO-CDIMM, up to 64GB
- Versatile storage: SSD, CFast, M.2
- Dual PMC/XMC sites
- Remote management and TPM support

### Specifications

Processor & System	CPU	Intel® Xeon® E-2276ML 6C/12T, 25W (12M Cache, 2.00 GHz) 9th Gen Intel® Core™ i7-9850HL 6C/12T, 25W TDP (9M Cache, up to 4.10 GHz) 9th Gen Intel® Core™ i7-9850HE 6C/12T, 45W/35W TDP (9M Cache, up to 4.40 GHz) 9th Gen Intel® Core™ i3-9100HL 4C/4T, 25W TDP (6M Cache, up to 2.90 GHz)
	Chipset	Intel® C240 Series Chipsets
	Memory	Dual channel DDR4-2666 SDRAM with ECC, up to 64GB* One channel in SO-CDIMM socket up to 32GB; one channel soldered onboard up to 32GB (dependent on availability of memory devices and modules)
	BIOS	AMI® UEFI BIOS, SPI Flash memory Support dual BIOS (the system should boot even when one of the dual BIOS is failed) Reserve the option to boot without battery Secure Boot capabilities
	CompactPCI Bus	1x PCIe x4 Pericom PI7C9X130 PCIe to PCI bridge PCI 64bit, 33/66MHz to J1, J2, universal V(I/O) Support host/Satellite mode
Standard	PICMG 2.0 CompactPCI R3.0 PICMG 2.1 Hot Swap R2.0 PICMG 2.9 System Management R1.0 PICMG 2.16 Packet Switch Backplane R1.0	

## Specifications

Connectivity	PMC/XMC	Up to Two PMC/XMC sites PMC1 or XMC1: 64b/33,66,133M or PCIe x8 Gen2 (space shared with I/Os & onboard drive) PMC2 or XMC2: 64b/33,66,133M or PCIe x8 Gen2 with rear I/O
	Ethernet	Front: 4HP: two GbE ports in front panel by 2x Gigabit Ethernet controller I210IT, A port support NCSI Active LED: Yellow(Blinking); Speed LED: Green(100M)/Orange (1G) Rear: Additional 2x GbE ports by 2x Gigabit Ethernet controller I210IT to J3 for PICMG 2.16 Two additional 10/100/1000BASE-T ports from Intel® Ethernet controller on RTM (cPCI-R6100 series)
	Graphics	Integrated in Intel® processor with up to DX 11.2 and OGL4.3 One dual mode DP port on front panel, supporting DVI, HDMI, VGA by passive cables. One VGA port One analog VGA (converted from DP) port routed to rear J3. One TMDS port to rear J5 All graphics interfaces are independent channels Supports three independent displays Additional graphics MXM with AMD GPU or NVIDIA supporting two DVI ports on RTM (cPCI-R6500 series)
	USB	4HP: two USB 3.1 gen2 type A ports on front panel Up to six USB 2.0 to rear J3; one USB 3.0 to rear J5
	PS/2	PS/2 keyboard/mouse port to rear J3
	Serial Port	One serial port supporting RS-232/422/485 on front panel (BIOS) One RS-232 to rear J3; additional TX/RX to rear J3
	Audio	High Definition Audio signals routed to rear J3
Storage	SBC	On-board SATAIII 2.5" SATA drive space by DB-LSATA 1x PCIe x 4 M.2 J3x 2 SATAIII J5x 1 SATAIII
	RTM	Up to three SATA ports CF (x1) and SD (x1) sockets when mating with cPCI-R6100 series *Available interfaces dependent on RTM model selected
Operating System	OS	Windows 10 IOT Enterprise RS5 (64-bit); Windows Server 2016 for cPCI-6540 with Xeon E3 only Ubuntu, SuSe, Redhat Enterprise; Wind River Linux (Yocto) to the new blade, WRLv10_19 LTS (basically the latest) Wind River VxWorks 7.0 upon request (Please contact ADLINK for other OS support)
Miscellaneous	LED	Power, WDT, Hard Disk, Hot Swap and Port 80 user LED
	Battery	Coin cell lithium battery onboard for RTC CMOS RAM
	TPM	Version 2.0 Atmel AT97SC3204 (optional support upon request)
	Watchdog Timer	System Reset and NMI, with programmable interval, 1-65535 seconds or minutes
	Hardware Monitor	Monitors CPU temperature, system temperature, Vcore and DC voltages

Mechanical & Environmental Form Factor

6U 4HP (single slot) CompactPCI  
233.33mm x 160mm (LxW)  
Equipped with J1, J2, J3, J4, J5 connectors

Operating Temperature -20°C to +70°C extended temperature  
-40°C to +85°C extreme extended temperature

Storage Temperature -50°C to +100°C

RH Humidity 95% non-condensing

Shock 20G half-sine shock duration: 11 m

Vibration 2 Grms random vibration, 5-500Hz, each axis, operating

Power Consumption 2.73A @ 3.3V, 11.65A @ 5V, total 67.26W

Weight 500.2g (cPCI-6530 with heatsink assembled)

Safety & EMI

Certification

EMC:  
EN 55032/35  
EMI:  
CISPR 32, FCC Part 15B Class A  
EMS:  
IEC 61000-4-11  
IEC 61000-4-2 ESD: Contact: 4 kV; Air: 8 kV  
IEC 61000-4-3 RS: 80 MHz to 1 GHz: 10 V/m  
IEC 61000-4-4 EFT: Power: 2 kV; Signal: 1 kV  
IEC 61000-4-5 Surge: Power: 2 kV; Signal: 1 kV  
IEC 61000-4-6 CS: 1 V  
IEC 61000-4-8 PFMF

## I/O Table

		GbE	USB 2.0	USB 3.0	COM	Display	VGA	PMC/XMC	SATA	CF	M.2	Mic-in	Line-out	PS/2 KB/MS	SD
cPCI-6540	Faceplate	2		1		1 DP	1								
	Onboard							1	1		1				
cPCI-6540V	Faceplate	2			1 (RJ-45)	1 DP	1								
	Onboard			2				2			1				
cPCI-R6002	Faceplate	2	2		1	1 (VGA signal only)									
	Onboard								2 (7-pin)						
cPCI-R6002D	Faceplate	2	4		1	1 (VGA signal only)						1	1	1	
	Onboard								3 (2x 7-pin+1x 2.5" sapce) <sup>(1)</sup>						
cPCI-R6100	Faceplate	4	4		1 (RJ-45)	DVI-D	1							1	
	Onboard								2 (7-pin)	1					1
cPCI-R6110	Faceplate	2	4				1							1	
	Onboard								3 <sup>(1)</sup>	1					
cPCI-R6120	Faceplate	2	4				1 (VGA only)								
	Onboard								2 (2.5" SATA drive onboard)						
cPCI-R65N0	Faceplate	2	2		1	2 (DVI-I, DVI-D)								1	
	Onboard				1 (Tx/Rx, 10-pin header)				3 (7-pin)			1 (10-pin)	1 (10-pin)		
cPCI-R6500	Faceplate	2	1			DVI-I DVI-D									
	Onboard								3(7-pin)						

(1) Two 7-pin signal connectors onboard for external HDDs and one direct connector for onboard 2.5" SATA drive. SATA direct connector can be replaced with CompactFlash adapter (DB-6920CF)

## Ordering Information

### Processor Blades

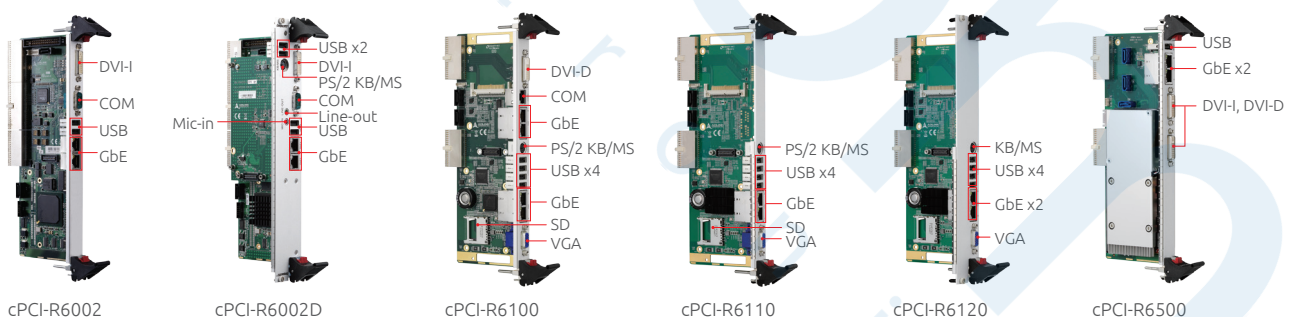
cPCI-6540/E-2276ML/M32-32	4HP cPCI-6540 with Intel® Xeon™ E-2276ML and 32GB DDR4-2444 ECC soldered memory and 32GB SODIMM with 2x GbE, 2x USB 3.0, 1x RJ-45 COM and single PMC/XMC site
cPCI-6540/E-2276ML/M32-0	4HP cPCI-6540 with Intel® Xeon™ E-2276ML and 32GB DDR4-2444 ECC soldered memory with 2x GbE, 2x USB 3.0, 1x RJ-45 COM and single PMC/XMC site
cPCI-6540/9850HL/M32-32	4HP cPCI-6540 with Intel® Core™ i7-9850HL and 32GB DDR4-2444 ECC soldered memory and 32GB SODIMM with 2x GbE, 2x USB 3.0, 1x RJ-45 COM and single PMC/XMC site
cPCI-6540/9100HL/M16-0	4HP cPCI-6540 with Intel® Core™ i3-9100HL and 1GB DDR4-2444 ECC soldered memory with 2x GbE, 2x USB 3.0, 1x RJ-45 COM and single PMC/XMC site

Contact us for different CPU, memory options.

### Rear Transition Modules

cPCI-R6002	4HP Rear I/O module with GbE x2, COM x2, USB x3, SATA x2, DVI-I
cPCI-R6002D	8HP Rear I/O module with 2x GbE, 2x COM, 5x USB, 2x SATA, VGA, PS/2 KB/MS
cPCI-R6100	4HP Rear I/O module with GbE x4, COM, USB x4, SATA x2, DVI, VGA, PS/2, CF, SD socket
cPCI-R6110	4HP Rear I/O module with GbE x2, COM, USB x4, SATA x3, DVI, VGA, PS/2, CF, SD socket
cPCI-R6120	8HP Rear I/O module with 2x GbE, 4x USB, 2x SATA, VGA, PS/2 KB/MS, CF, SD w/space for dual SATA drives
cPCI-R6500/RTX3000	6U 8HP Rear I/O module with NVIDIA RTX3000 MXM 3.0 graphics module Type A with DVI-I x1, DVI-D x1, GbE x2, USB x2, COM x1, PS/2 x1, SATA x3
cPCI-R6500/A8860	4HP Rear I/O module with AMD E8860MF MXM 3.0 graphics module with DVI-I x1, DVI-D x1, GbE x2, USB x1

See 6U RTM selection guide for more options.



f in @ [www.adlinktech.com](http://www.adlinktech.com)



All products and company names listed are trademarks or trade names of their respective companies. ©2021 ADLINK Technology, Inc. All Rights Reserved. All pricing and specifications are subject to change without further notice.