

DLAP-211-JNX/ DLAP-211-Nano

Edge AI Platform Powered by NVIDIA®
Jetson Xavier™ NX/ Jetson Nano™




Features

- Deep learning acceleration with NVIDIA® Jetson Xavier™ NX or Jetson Nano™ SOM
- Linux® Ubuntu operating system
- High performance yet energy efficient
- Wide operating temperature range
- Compact, durable and fanless design for 24/7 operation
- Wide variety of industrial I/O ports and visual inferencing capabilities
- Available with AWS IoT Greengrass service and Allxon remote device management

Ordering Information

DLAP-211-JNX	Powered by NVIDIA® Jetson Xavier™ NX
DLAP-211-JNXS	Powered by NVIDIA® Jetson Xavier™ NX, 2x I ² C, 2x SPI, 1x UART, 8x GPIO
DLAP-211-JNXO	Powered by NVIDIA® Jetson Xavier™ NX, 2x I ² C, 2x SPI, 1x UART, 8x GPIO, 4x V-by-One
91-77B05-000E	DLAP-211-JNX carrier board with Jetson Xavier™ NX SOM
DLAP-211-Nano	Powered by NVIDIA® Jetson Nano™
DLAP-211-NanoS	Powered by NVIDIA® Jetson Nano™, 2x I ² C, 2x SPI, 1x UART, 8x GPIO
DLAP-211-NanoO	Powered by NVIDIA® Jetson Nano™, 2x I ² C, 2x SPI, 1x UART, 8x GPIO, 4x V-by-One
Remote Device Management	Start managing the device remotely on one centralized cloud portal by opening "Allxon Device Management" on the device desktop or simply visit Allxon DMS Portal: https://dms.allxon.com/


DLAP-211-JNX/Nano




DLAP-211-JNXS/NanoS



DLAP-211-JNXO/NanoO



DLAP-211-JNX/Nano (backside)



Specifications

Model	DLAP-211-JNX	DLAP-211-JNXS	DLAP-211-JNXO	DLAP-211-Nano	DLAP-211-NanoS	DLAP-211-NanoO
System						
GPU	384-core Volta™ GPU with 48 Tensor Cores			128-core Maxwell™ GPU		
CPU	6-core ARM® v8.2 64-bit			4-core ARM® Cortex-A57		
RAM	8GB			4GB		
Storage	16GB eMMC					
OS	Linux® Ubuntu					
Front Panel I/O Ports						
Button	1x power, 1x reset, 1x recovery					
HDMI	1x lockable					
USB	4x USB 3.0 Type-A					
Ethernet	2x 10/100/1000Mbps Ethernet					
Expansion I/O	N/A	2x I2-C, 2x SPI, 1x UART, 8x GPIO, Relay through 1x 37pin D sub connector	2x I2-C, 2x SPI, 1x UART, 8x GPIO	N/A	2x I2-C, 2x SPI, 1x UART, 8x GPIO, Relay through 1x 37pin D sub connector	2x I2-C, 2x SPI, 1x UART, 8x GPIO
V-by-One	N/A		4x (max 2x 4K@30fps, 2x 1080P@60fps)	N/A		4x (max 2x 4K@30fps, 2x 1080P@60fps)
Back Panel I/O Ports						
USB	1x USB 2.0 OTG					
Serial Port	1x COM RS-232/RS-422/RS-485					
CAN Bus	1x 2.0b			N/A		
Extension Slots						
Mini PCIe	1x PCIe mini card slot					
M.2	1x M.2 B key 2242 socket					
Debug Port	1x debug console					
SD Card Slot	1x SD card slot					
Power Supply						
DC Input	12V					
AC Input	60W or 84W (optional) power adapter					
Mechanical						
Dimensions (W x D x H)	148mm x 120mm x 52mm	148mm x 120mm x 64mm	148mm x 120mm x 52mm	148mm x 120mm x 64mm		
Weight	TBD					
Mounting	Wall mount, VESA DIN rail (optional)					
SMA Antenna Connector	4					
Environmental						
Operating Temperature	Standard -20°C to 70°C (system level), -20°C to 85°C (board level)					
Operating Humidity	~95% @40°C (non-condensing, optional with fanless solution)					
Storage Temperature	-40°C to +85°C					
Vibration	Operating 5Grms, 5-500Hz, 3 axes w/ mSATA					
Shock	Operating 100G, half sine 11ms duration w/ SD, mSATA					
ESD	Contact ± 4kV, Air ± 8kV					
Regularity	CE & FCC class B, (EN61000-6-4/-6-2), CE-LVD & UL by CB, FCCID					
F/W Support						
WDT	WDT supported					

All products and company names listed are trademarks or trade names of their respective companies. Updated May. 31, 2022. ©2022 ADLINK Technology, Inc. All Rights Reserved. All pricing and specifications are subject to change without further notice.