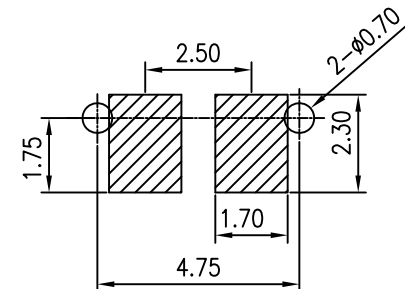
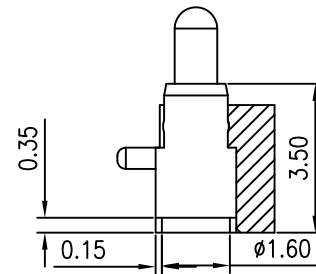
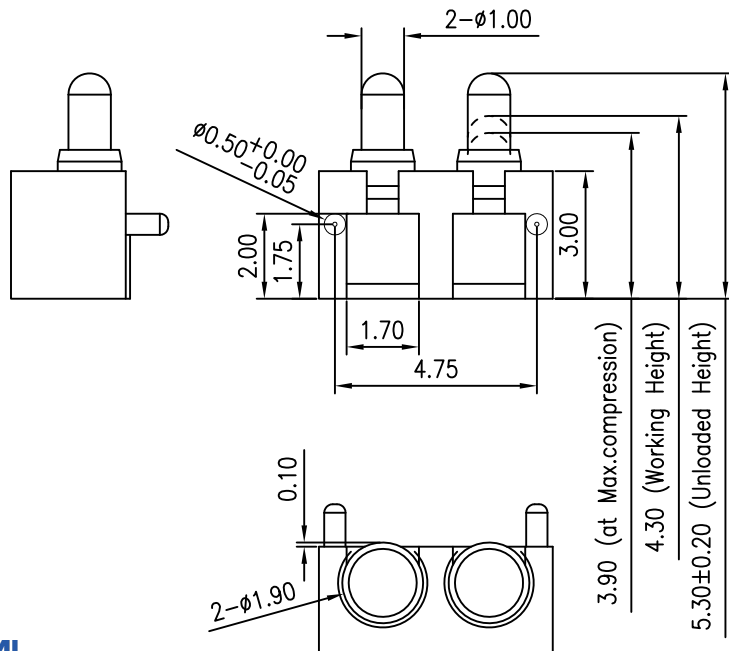
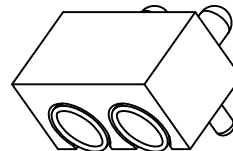
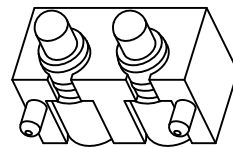
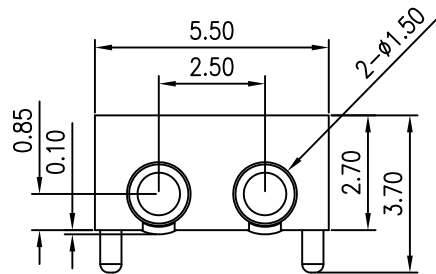


V.03/24

SWITCH CIRCUIT

MATERIAL AND FINISH AS BELOW

WHEN CARD IS EJECTED	WHEN CARD IS INSERTED	A	Housing	HTN UL94V-0 Black	E		
		B	Plunger	Brass C3604,10u" Gold	F		
		C	Barrel	Brass C3604,10u" Gold	G		
		D	Spring	Stainless Steel SUS304	H		



Recommended P.C.B. Layout

SPECIFICATION:

1. ELECTRICAL

- 1.1 Current Rating: 1A
- 1.2 Voltage Rating: 12VDC
- 1.3 Contact Resistance: 50mΩ max.

2. MECHANICAL

- 2.1 Durability: 10000 Cycle .
- 2.2 Spring Force: 120g±20% at 4.30 Working Height.

3. ENVIRONMENTAL

- 3.1 Operating temperature range: -40°C~+85°C
- 3.2 Storage temperature range: -40°C~+85°C

4. SOLDER ABILITY

- 4.1 Recommended Wave Soldering Temperature: 260°C

P1	P2	P3	P4	P5	P6	P7	P8	P9	P10	P11	P12
----	----	----	----	----	----	----	----	----	-----	-----	-----

PIN ASSIGNMENT

303B-351819-25-000	Pogo Pin Two Pin, Pitch:2.5 Height:5.3, Contact Plating: 10u" Gold
--------------------	--

PRODUCT NO.	DESCRIPTION
-------------	-------------

UNLESS OTHERWISE SPECIFIED TOLERANCE		
ANGLES	ANG.	±5°
LINEAR	0.	±0.3
	0.0	±0.25
	0.00	±0.20



SCALE	AS SHOWN	UNIT: mm
DRAWN	Willis	2014/04/22
CHECKED	Angel	2014/04/22
APPROVED	Ken	2014/04/22

DRAWN NAME:		Pogo Pin Two Pin	
PRODUCT NO.	303B-351819-25-000		



Singel 3 | B-2550 Kontich | Belgium | Tel. +32 (0)3 458 30 33 | info@alcom.be | www.alcom.be
 Rivium 1e straat 52 | 2909 LE Capelle aan den IJssel | The Netherlands | Tel. +31 (0)10 288 25 00 | info@alcom.nl | www.alcom.nl

REV.	DESCRIPTION	DATE	REV.	DESCRIPTION	DATE	SIZE	A4	REV.	1.0	FILE NAME	303B-351819-25-000_B_2
1			2								